

PULLING YEARS 2012-2014

8500 LB. MODIFIED TURBO

1. TRACTORS MUST BE AGRICULTURAL TRACTORS, HAVING CHASSIS, ENGINE, CLUTCH, TRANSMISSION HOUSING, DIFFERENTIAL HOUSING, TRANSMISSION, HOOD AND GRILLE OF ONE MANUFACTURER. O.E.M. CYLINDER HEAD MUST BE FOR SERIES ENGINE USED – NO RECAST, NO ALUMINUM, NO OVERHEAD CAMS ALLOWED. ENGINE, CLUTCH, TRANSMISSION, AND DIFFERENTIAL HOUSINGS, **MUST BE BOLTED TOGETHER AS ONE UNIT. ALL BOLTS CONNECTING ALL HOUSINGS MUST BE IN THEIR STOCK LOCATION – OEM LENGTH & LOCATION FROM REAR END HOUSING TO FRONT OF ENGINE.** NO COMPONENT POWERTRAINS.
2. ENGINE SIZE MAXIMUM 540 CUBIC INCHES.
3. DIESEL FUEL ONLY – NO ACCELERANTS. WATER INJECTION IS PERMITTED – NO ACCELERANTS.
4. INJECTION PUMP TO BE ONE “A TYPE” ONLY (GERMAN BOSCH ONLY) AND LIMITED TO ONE PLUNGER PER CYLINDER. ONE INJECTOR PER CYLINDER – THE “A” PUMP IS TO BE THE ONLY SOURCE OF FUEL. **NO BILLET PUMPS OR HOUSINGS ALLOWED. TRACTOR MUST HAVE FUEL DUMP VALVE.**
5. HOMEMADE ENGINE ADAPTER PLATES ARE NOT ALLOWED.
6. TRACTORS ALLOWED ONE TURBO CHARGER AND ANY MANIFOLD MODIFICATIONS NECESSARY TO MOUNT THE TURBO CHARGER. MANIFOLD PRESSURE TO BE SINGLE STAGE ONLY. NO INTERCOOLERS ALLOWED.
7. NO HOOD ALTERATIONS ALLOWED, EXCEPT BY APPROVAL.
8. ANY TURBO CHARGER NOT UNDER THE HOOD MUST BE COMPLETELY SHROUDED, EXCEPT FOR INLET AND EXHAUST PIPE, WITH STEEL, 1/16” OR .060” THICK OR THICKER – 360 DEGREES.
9. ALL FANS MUST BE FACTORY SHROUDED OR SHROUDED WITH STEEL 1/16” THICK – 360 DEGREES.
10. ALL EXHAUST MUST DISCHARGE UPWARD WITH A MINIMUM PIPE LENGTH OF 18” FROM THE HOOD LINE. NO RAIN CAPS. EXHAUST PIPE MUST BE CROSS-BOLTED WITH **TWO 5/16” BOLTS IN THE HORIZONTAL PIPE WITHIN 2” OF EXHAUST WHEEL AND TWO 3/8” BOLTS IN THE VERTICAL PIPE..**
11. SEAT MUST BE **A 5 POINT HARNESS ACCEPTABLE (RACING STYLE).**
12. MAXIMUM TIRE SIZE 24.5” X 32”. NO RADIALS.
13. THE USE OF TORQUE CONVERTERS, AUTOMATIC SHIFTS ARE PERMITTED. AUTOMATIC TRANSMISSIONS MUST HAVE A POSITIVE REVERSE GEAR LOCKOUT. STEEL OR ALUMINUM FLYWHEELS ARE REQUIRED.
14. HARMONIC BALANCER TO BE SHIELDED TO BE CONTAINED WITHIN VEHICLE.
15. TRACTORS MUST HAVE WORKING AIR SHUTOFF AND DEADMAN’S THROTTLE. **THROTTLE MUST HAVE 2 RETURN SPRINGS.** THE AIR SHUTOFF CABLE MUST ACTIVATE THE AIR SHUTOFF TO THE ENGINE. THE AIR SHUTOFF CABLE MUST BE A POSITIVE-TYPE ENCLOSED CABLE. THE SHUTOFF CABLE MUST HAVE A MINIMUM 2” DIAMETER SOLID RING, WITH MINIMUM 1/8 CROSS SECTION THICKNESS, ATTACHED TO IT. AIR SHUT OFF MUST ALSO BE ABLE TO BE OPERATED MANUALLY (BY THE OPERATOR FROM THE SEAT OF THE TRACTOR).
16. TRACTORS MUST HAVE APPROVED CLUTCH/TRANSMISSION SAFETY BLANKETS AND ENGINE SIDE SHIELDS. SIDE SHIELD MATERIAL TO BE MINIMUM .060” IN THICKNESS. PLASTIC OR FIBERGLASS HOODS MUST BE SHIELDED IN THE TURBO AREA.
17. THE FRAME AND WEIGHTS MUST NOT EXTEND ANY FURTHER THAN 13’ FROM CENTER OF THE REAR AXLE TO FURTHER MOST POINT – EXCLUDING TOW HOOK. THE WHEELBASE MUST NOT EXCEED 114”.
18. HITCH HEIGHT IS 20”. HITCH LENGTH 18” MINIMUM, FROM CENTER OF EXLE TO HOOK POINT. DRAWBARS MUST BE RIGID, IN ALL DIRECTIONS. NO MOVEMENT IS ALLOWED WHILE PULLING. DRAWBARS MUST BE WITHIN 10 DEGREES OF PARALLEL TO THE GROUND. HITCH MUST BE HORIZONTAL – NOT VERTICAL. NO CAST DRAWBAR COMPONENTS.
19. **FRONT SKID BARS REQUIRED. FOR SKID BAR EXAMPLES: GO TO EAST COAST PULLERS WEBSITE LINK** <http://www.eastcoastpullersllc.com/Skids.php>

8500 LB. MODIFIED TURBO – CON'T

20. STABILIZER BARS ARE REQUIRED AND TO BE CONSTRUCTED IN ACCORDANCE WITH THE FOLLOWING.
 - A. PADS ON BOTTOM OF BARS TO BE A MINIMUM OF 5 IN. SQ. PADS.
 - B. PADS TO BE A MINIMUM OF 32" REARWARD FROM THE CENTER OF THE REAR END HOUSING. PADS MAXIMUM OF 10" OFF THE GROUND.
 - C. DO NOT CONNECT HITCHES AND STABILIZER BARS.
 - D. OUTSIDE TO OUTSIDE LENGTH OF PADS TO BE A MINIMUM OF 20".
 - E. MINIMUM 12" HIGH BUMPER BARS – TOP TO BE FASTENED TO STABILIZER BAR FRAMING.
 - F. BARS MUST SUPPORT WEIGHT OF TRACTOR FOR WEIGHT CLASS BEING PULLED.
21. TRACTORS MUST HAVE A SHIELD BETWEEN THE DRIVER AND THE TIRES THAT CONSISTS OF A SOLID BARRIER BETWEEN THE DRIVER AND ANY PART OF THE REAR TIRES. THE BARRIER MUST BE ABLE TO SUFFICIENTLY SUPPORT THE WEIGHT OF THE DRIVER AND MUST EXTEND A MINIMUM OF 6" HORIZONTALLY AT THE TOP AND BE A MINIMUM OF 36" WIDE AT THE TOP.
22. TRACTORS MUST HAVE WORKING REAR WHEEL BRAKES.
23. TRACTORS MUST HAVE WIDE FRONT AXLES. FRONT WHEELS MUST TRACK WITHIN REAR WHEELS.
24. FRAMES OR WEIGHTS MUST NOT EXTEND REARWARD BEYOND THE REAR TIRES OR EXCEED 12" BEYOND THE WIDTH OF THE REAR TIRES. NO WEIGHTS ON VEHICLE SEAT OR DECK OR WITH 8" OF DRAWBAR HOOK POINT.
25. TIE BARS REQUIRED FROM FRONT OF CLUTCH HOUSING TO REAR AXLE HOUSING.
26. FIRE EXTINGUISHER IS REQUIRED.
27. DRIVER MUST WEAR FIRESUIT AND HELMET.
28. VEHICLE MUST HAVE A ROLLOVER PROTECTION CAGE THAT IS AT LEAST AS HIGH AS THE TOP OF THE DRIVER'S HEAD/HELMET. ROLLOVER PROTECTION MUST BE FASTENED AT LEAST TWO POINTS TO THE REAR AXLE HOUSING. ROLLOVER PROTECTION MUST BE ABLE TO LIFT ONE REAR WHEEL WHEN PULLED HORIZONTALLY FROM THE TOP OF THE BAR/CAGE WITHOUT DAMAGE TO THE ROLLBAR/CAGE. FIVE POINT SAFETY HARNESS REQUIRED.
29. NOTE: ALL PULLER'S MUST BE SIGNED UP 30 MINUTES BEFORE PULL STARTS.

7700 LB. LIGHT LIMITED TURBO

1. TRACTOR FRAME-CHASSIS

- A. TRACTORS MUST BE AGRICULTURAL TRACTORS HAVING CHASSIS, ENGINE, TRANSMISSION HOUSING, DIFFERENTIAL HOUSING, TRANSMISSION, HOOD, AND GRILLE OF ONE MANUFACTURER. OEM CYLINDER HEAD MUST BE FOR SERIES ENGINE USED – NO RE-CAST, NO ALUMINUM, NO OVERHEAD CAMS ALLOWED. **ENGINE, CLUTCH, TRANSMISSION, AND DIFFERENTIAL HOUSINGS, MUST BE BOLTED TOGETHER AS ONE UNIT. ALL BOLTS CONNECTING ALL HOUSINGS MUST BE IN THEIR STOCK LOCATION – OEM LENGTH & LOCATION FROM REAR END HOUSING TO FRONT OF ENGINE.** NO COMPONENT POWERTRAINS. ALL TRACTORS MUST HAVE WIDE FRONT END CONFIGURATION.
- B. NO HOOD ALTERATIONS ALLOWED, EXCEPT BY APPROVAL.
- C. ALL EXHAUST MUST DISCHARGE UPWARDS WITH A MINIMUM PIPE LENGTH OF 18" FROM THE HOOD LINE. NO RAIN CAPS. EXHAUST PIPE MUST BE CROSS BOLTED WITH TWO 3/8" GRADE 5 BOLTS.
- D. THE FRAME AND WEIGHTS MUST NOT EXTEND ANY FURTHER THAN 13 FEET FROM CENTER OF REAR AXLE TO FURTHER MOST POINT – EXCLUDING TOW HOOK. THE WHEELBASE MUST NOT EXCEED 114".
- E. HITCH HEIGHT SHALL BE 20". HITCH LENGTH SHALL BE 18" MINIMUM, FROM CENTER OF AXLE TO HOOK POINT. DRAWBAR MUST BE RIGID IN ALL DIRECTIONS – NO MOVEMENT ALLOWED WHILE PULLING. DRAWBAR MUST BE WITHIN 10 DEGREES OF PARALLEL TO THE GROUND. HITCH MUST BE HORIZONTAL – NOT VERTICAL. ALL HITCH COMPONENTS MUST BE STEEL – NO CAST COMPONENTS.
- F. MAXIMUM TIRE SIZE 24.5" X 32" – NO RADIALS. RADIAL TIRES ARE ALLOWED FOR ALL OTHER TIRE SIZES. ALL TIRES-ALL SIZES-NO DOUBLE CUT TIRES. **NO PULLER 2000 TIRES ALLOWED.**

2. ENGINE.

- A. ENGINE SIZE MAXIMUM OF 466 CUBIC INCHES.
- B. OEM FUEL ONLY – DIESEL PUMP FUEL, GASOLINE, PROPANE – NO ACCELERANTS. WATER INJECTION PERMITTED – NO ACCELERANTS OR ALCOHOL PERMITTED.
- C. INJECTION PUMP TO BE STOCK INJECTION PUMP OR ONE "A" TYPE (GERMAN BOSCH ONLY WITH ONE PLUNGER PER CYLINDER) – ONE INJECTOR PER CYLINDER. THE "A" OR STOCK PUMP TO BE THE ONLY SOURCE OF FUEL – NO "P" PUMPS ALLOWED. **NO BILLET PUMPS OR HOUSINGS ALLOWED. TRACTOR MUST HAVE 3 WAY FUEL DUMP VALVE.**
- D. TRACTOR ALLOWED ONE TURBOCHARGER AND ANY MANIFOLD MODIFICATIONS NECESSARY TO MOUNT THE TURBOCHARGER. MANIFOLD PRESSURE TO BE SINGLE STAGE ONLY. CARBURATORS ARE NOT TO EXCEED 850 CFM. NO FUEL INJECTION ALLOWED FOR GASOLINE ENGINES.
- E. HOMEMADE ENGINE ADAPTOR PLATES ARE NOT ALLOWED.
- F. TURBOCHARGERS MUST BE UNDER HOOD. HOOD MAY BE MODIFIED TO ACCEPT THE TURBOCHARGER. THE MAXIMUM SIZE OF THE TURBOCHARGER IS NOT TO EXCEED 3" INTAKE AND 4" EXHAUST. TURBOCHARGER MUST BE EQUIVALENT TO H-3 SERIES OR S-4 SERIES. ANY PULLER MAY PURCHASE A COMPETITOR'S TURBOCHARGER FOR \$1500.00. THE PULLER MUST PRESENT CASH OR CERTIFIED CHECK IN THE AMOUNT OF \$1500.00 TO THE COMPETITION DIRECTOR PRIOR TO THE PROTEST. THE COMPETITION DIRECTOR WILL DETERMINE THE ARRANGEMENTS FOR THE PURCHASE OF THE TURBOCHARGER. THE TRANSACTION CAN ONLY TAKE PLACE AT THE END OF AN EVENT ONLY. IF ANY PULLER REFUSES TO GIVE UP HIS/HER TURBO THEY ARE AUTOMATICALLY KICKED OUT OF THE CLASS FOR 1 YEAR AND 10 DAYS. IF THE TURBOCHARGER THAT HAS BEEN BOUGHT IS FOUND TO BE ILLEGAL, THE PULLER IS AUTOMATICALLY KICKED OUT OF THE CLASS FOR 1 YEAR AND 10 DAYS. THIS RULE CAN ONLY BE ENFORCED AT THE EVENT SITE. TURBOCHARGERS ARE SUBJECT TO RANDOM CHECKS BY TECH OFFICIALS AT ANYTIME DURING AN EVENT. IF A TECH OFFICIAL FINDS A PULLER'S TURBOCHARGER TO BE ILLEGAL, THAT PULLER HAS THE OPTION TO PUT A LEGAL TURBOCHARGER ON OR MAKE

7700 LIGHT LIMITED –CON'T

NECESSARY CHANGES TO DEEM IT A LEGAL TURBOCHARGER, ONLY AFTER THE TECH OFFICIAL HAS RE-INSPECTED THE TURBO CAN THE PULLER BE ELIGIBLE FOR THAT EVENT. OTHERWISE THE PULLER IS INELIGIBLE FOR THAT EVENT. IF YOU ARE CAUGHT FOR A SECOND TIME WITH AN ILLEGAL TURBO BY A TECH OFFICIAL, YOU ARE KICKED OUT OF THE CLASS FOR 1 YEAR AND 10 DAYS.

G. THE USE OF TORQUE CONVERTERS AND AUTOMATIC SHIFTS ARE PERMITTED. ALL CLUTCH COMPONENTS AND FLYWHEELS ARE TO BE STEEL OR ALUMINUM.

H. INTERCOOLERS ARE LEGAL.

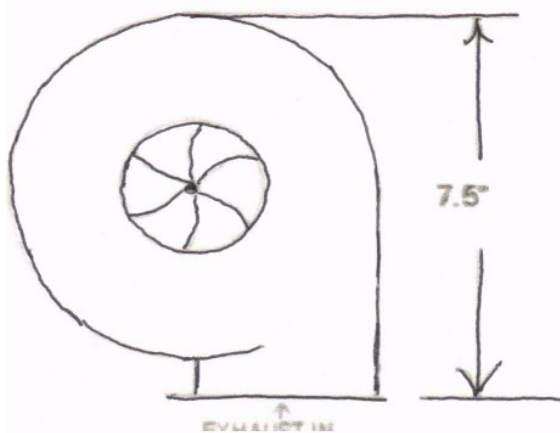
3. SAFETY RULES.

- A. TRACTORS MUST HAVE WORKING AIR SHUTOFF AND DEADMAN THROTTLE (**THROTTLE MUST HAVE AT LEAST 2 SPRINGS**). THE AIR SHUTOFF CABLE MUST ACTIVATE THE AIR SHUTOFF TO THE ENGINE AND MUST BE A POSITIVE-TYPE ENCLOSED CABLE WITH A MINIMUM 2" DIAMETER SOLID RING – 1/8" CROSS SECTION THICKNESS ATTACHED TO IT. AIR SHUTOFF MUST ALSO BE ABLE TO BE OPERATED MANUALLY BY THE OPERATOR FROM THE SEAT OF THE TRACTOR. GASOLINE AND PROPANE POWERED TRACTORS MUST HAVE A SHUTOFF SWITCH WHICH SHUTS OFF THE SPARK AND STOPS THE ELECTRIC FUEL PUMP.
- B. STABILIZER BARS ARE REQUIRED AND ARE TO BE A MINIMUM OF 32" REARWARD FROM THE CENTER OF REAR AXLE. PADS ON THE BOTTOM OF BARS TO BE A MINIMUM OF 5 IN. SQ. AND A MAXIMUM OF 10" OFF THE GROUND. OUTSIDE TO OUTSIDE WIDTH TO PADS TO BE A MINIMUM OF 20" MINIMUM OF 12" HIGH BUMPER BARS REQUIRED – TOP TO BE FASTENED TO STABILIZER BAR FRAMING. DO NOT CONNECT HITCH TO STABILIZER BARS. STABILIZER BARS MUST SUPPORT THE WEIGHT OF TRACTOR.
- C. TRACTORS MUST HAVE A SHIELD THAT CONSISTS OF A SOLID BARRIER BETWEEN THE DRIVER AND ANY PART OF THE REAR TIRES. THE BARRIER MUST BE ABLE TO SUPPORT THE WEIGHT OF THE DRIVER AND MUST EXTEND A MINIMUM OF 6" HORIZONTALLY AT THE TOP, AND BE A MINIMUM OF 6" WIDE AT THE TOP.
- D. FRONT SKID BARS REQUIRED. FOR EXAMPLES: GO TO EAST COAST PULLERS WEBSITE. LINK HERE. <http://www.eastcoastpullersllc.com/Skids.php>
- E. HARMONIC BALANCER MUST BE SHIELDED TO CONTAIN THE BALANCER WITHIN THE VEHICLE.
- F. A FIRE EXTINGUISHER IS REQUIRED WITHIN REACH OF DRIVER.
- G. DRIVER MUST WEAR A HELMET WITH A SNELL 85 RATING. FIRE SUITS ARE MANDATORY. THIS INCLUDES PANTS AND JACKET. 6 POINT SAFETY HARNESS IS MANDATORY AND MUST BE WORN.
- H. SEATS MUST BE STATIONARY IN ALL DIRECTIONS – NO SPRINGS, AND HAVE A MINIMUM 6" HIGH BACK AND 4" SIDE RAILS.
- I. TRACTORS MUST HAVE APPROVED CLUTCH/TRANSMISSION SAFETY BLANKET AND ENGINE SHIELDS. SIDE SHIELD MATERIAL TO BE A MINIMUM .060 THICKNESS SIX STRAP BLANKETS ONLY – NO THREE STRAP BLANKETS.
- J. ROLL CAGES ARE MANDATORY. NO ROLL BARS WILL BE ACCEPTED.
- K. ADDITIONAL SAFETY RULES MAY BE ADDED DURING THE PULLING SEASON.

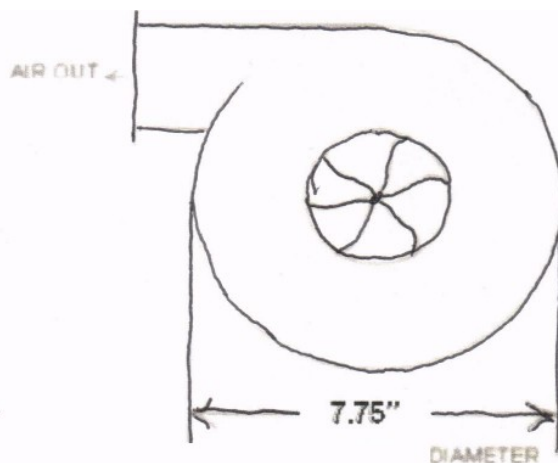
PULLING YEARS 2012–2014 RULES
10000 LB. PRO FARM

1. **TRACTORS MUST BE AGRICULTURAL TRACTORS HAVING CHASSIS, ENGINE, CLUTCH, TRANSMISSION HOUSING, DIFFERENTIAL HOUSING, TRANSMISSION, HOOD AND GRILL OF ONE MANUFACTURER. OEM CYLINDER HEAD MUST BE FOR SERIES ENGINE USED – NO RECAST, NO ALUMINUM, NO OVERHEAD CAMS ALLOWED. ENGINE, CLUTCH, TRANSMISSION, AND DIFFERENTIAL HOUSINGS, MUST BE BOLTED TOGETHER AS ONE UNIT. ALL BOLTS CONNECTING ALL HOUSINGS MUST BE IN THEIR STOCK LOCATION – OEM LENGTH & LOCATION FROM REAR END HOUSING TO FRONT OF ENGINE. NO COMPONENT POWERTRAINS.** REPOWER ENGINSES MUST USE ORIGINAL EQUIPMENT SIZE AND TYPE INJECTION PUMP FOR THE TRACTOR BEING ENTERED, OR INJECTION PUMP MUST BE MAXIMUM OF ONE (A) LINE PUMP (GERMAN BOSCH, ONE PLUNGER PER CYLINDER). No P-PUMPS. **NO BILLET A PUMPS.** TRACTORS MUST HAVE WIDE FRONT AXLES. **TUBE CHASSIS ALLOWED.** FRONT WHEELS MUST TRACK WITHIN REAR WHEELS. MUST HAVE STEEL FLYWHEEL AND CLUTCH COMPONENTS. NO CAST PARTS ALLOWED IN CLUTCH SYSTEM.
2. ENGINE CUBIC INCH LIMIT OF 540 CID.
3. VEHICLES MUST HAVE OEM CYLINDER HEAD AND MUST BE FOR SERIES ENGINE USED – NO RECAST, NO ALUMINUM, NO OVER HEAD CAMS ALLOWED.
4. DIESEL TRACTORS ONLY.
5. INTERCOOLERS AND WATER INJECTION ALLOWED.
6. TURBOCHARGER MUST BE UNDER HOOD. SEE DRAWING BELOW FOR MAXIMUM TURBO CHARGER SIZE. TURBO CHARGER MUST HAVE A 2.4 MAXIMUM INLET BORE AT THE COMPRESSOR WHEEL, OR A RESTRICTOR PLATE 1/4" THICK WITH A HOLE NO LARGER THAN 2.4" IN DIAMETER WITHIN 2" OF COMPRESSOR WHEEL. **ALL AIR MUST GO THROUGH 2.4 TURBO INLET.** THERE MUST BE ONLY ONE TURBO GOING THROUGH ONE PRESSURE STAGE.
7. EXHAUST MUST DISCHARGE VERTICALLY UPWARD ABOVE HIGHEST POINT OF TRACTOR; WITH EXCEPTION OF ROLL BARS; AND MUST BE SECURELY ATTACHED. EXHAUST MUST BE AT LEAST 18" ABOVE THE HOOD AND NO CURVED PIPES OR RAIN CAPS ALLOWED. EXHAUST PIPE MUST BE CROSS-BOLTED WITH TWO 3/8" GRADE FIVE BOLTS WITHIN 1" OF EACH OTHER IN VERTICAL PIPE AND TWO 5/16" BOLTS WITHIN ONE INCH OF EXHAUST HOUSING.
8. VEHICLE WITH A PLASTIC OR FIBERGLASS HOOD MUST BE SHIELDED IN THE TURBO AREA WITH A MINIMUM METAL THICKNESS OF .060" OR 1/16".

LARGEST EXHAUST HOUSING



LARGEST COMPRESSOR HOUSING



10000 PRO FARM – CON'T

9. ALL ENGINE FANS MUST BE SHROUDED WITH STEEL 1/16" OR THICKER, 360 DEGREES OR FACTORY.
10. MINIMUM DRAWBAR LENGTH OF 18" FROM CENTER OF REAR WHEELS TO POINT OF HOOK. DRAWBAR MUST BE RIGID IN ALL DIRECTIONS WITH MAXIMUM 20" FROM TOP OF HITCH TO THE GROUND. DRAWBAR MUST BE PARALLEL TO THE GROUND. HITCH MUST BE HORIZONTAL – NOT VERTICAL. NO CAST IRON DRAWBAR COMPONENTS. DRAW BAR MUST BE HORIZONTALLY PINED.
11. ALL TRACTORS WILL REQUIRE:
 - A. AIR SHUT OFF – MUST ALSO BE ABLE TO BE OPERATED MANUALLY (BY THE OPERATOR FROM THE SEAT OF THE TRACTOR).
 - B. FLYWHEEL PROTECTION IN THE FORM OF EITHER.
 1. A SCATTER BLANKET WITH SIX STRAPS.
 2. 6" X 3/8" STEEL, 360 DEGREES AROUND THE FLYWHEEL AREA.
 - C. REAR WHEELIE BARS INSTALLED IN ACCORDANCE WITH THE FOLLOWING SPECS.
 1. PADS ON BOTTOM OF BARS TO BE A MINIMUM OF 5 IN. SQ. PADS.
 2. PADS TO BE A MINIMUM OF 32" REARWARD FROM THE CENTER OF THE REAREND HOUSING.
 3. PADS MAXIMUM OF 10" OFF THE GROUND.
 4. OUTSIDE TO OUTSIDE WIDTH OF PADS TO BE A MINIMUM OF 20"
 5. MINIMUM 12" HIGH BUMPER BARS – TOP TO BE FASTENED TO STABILIZER BAR FRAMING.
 6. BARS MUST SUPPORT WEIGHT OF TRACTOR FOR WEIGHT CLASS BEING PULLED.
 - D. DEADMAN'S THROTTLE. **THROTTLE MUST HAVE A LEAST 2 SPRINGS.**
 - E. NEUTRAL LIGHT – LIGHT MUST COME ON IN NEUTRAL & START IN NEUTRAL WITH LIGHT ON.
 - F. SIDE SHIELDS ARE ALLOWED AND MUST BE MADE OUT OF .060" OR 1/16" METAL.
 - G. HARMONIC BALANCER TO BE SHIELDED TO BE CONTAINED IN VEHICLE.
 - H. **FRONT SKID BARS MANDATORY. LINK HERE FOR ECS DIAGRAM.**
<http://www.eastcoastpullersllc.com/Skids.php>
12. MAXIMUM TIRE WIDTH IS TO BE 24.5" US. **OR 650 METRIC. MAXIMUM RIM DIAMETER OF 38".** NO CUT TIRES OR PULLER 2000 H.P. NO ALTERATIONS TO FRONT EDGE OF BAR, TREAD, OR CLEAT OF TIRES. **NO PULLER TIRES OF ANY KIND.**
13. REMOVAL OF PTO OR HYDRAULICS (ROCKSHAFTS) ALLOWED – IF NOT REMOVED PTO SHAFTS MUST BE COVERED WITH A SAFETY SHIELD.
14. THE FRAME AND WEIGHTS MUST NOT EXTEND ANY FURTHER THAN 12' FROM CENTER OF THE REAR AXLE TO FURTHER MOST POINT – EXCLUDING TOW HOOK. THE WHEELBASE MUST NOT EXCEED 114"
15. COMPETING VEHICLES MUST HAVE WORKING REAR WHEEL BRAKES.
16. COMPETING VEHICLES MUST HAVE FENDERS THAT CONSIST OF A SOLID BARRIER BETWEEN THE DRIVER AND ANY PART OF THE REAR TIRES. THE BARRIER MUST BE ABLE TO SUFFICIENTLY SUPPORT THE WEIGHT OF THE DRIVER AND MUST EXTEND A MINIMUM OF 6" HORIZONTALLY AT THE TOP, AND BE A MINIMUM OF 36" WIDE AT THE TOP.
17. VEHICLE MUST HAVE A ROLLOVER PROTECTION BAR OR CAGE THAT IS AT LEAST AS HIGH AS THE TOP OF THE DRIVERS HEAD/HELMET. ROLLOVER PROTECTION MUST BE FASTENED AT LEAST TWO POINTS TO THE REAR AXLE HOUSING. FACTORY STYLE FLIP DOWN TOPS ALLOWED. ROLLOVER PROTECTION MUST BE ABLE TO LIFT ONE REAR WHEEL WHEN PULLED HORIZONTALLY FROM THE TOP OF THE BAR/CAGE WITHOUT DAMAGE TO THE ROLLBAR/CAGE.
18. TOP 3 FINISHING TRACTORS ARE SUBJECT TO INSPECTION.
19. DRIVER MUST WEAR FIRE SUIT AND HELMET.
20. FIRE EXTINGUISHER IS REQUIRED.

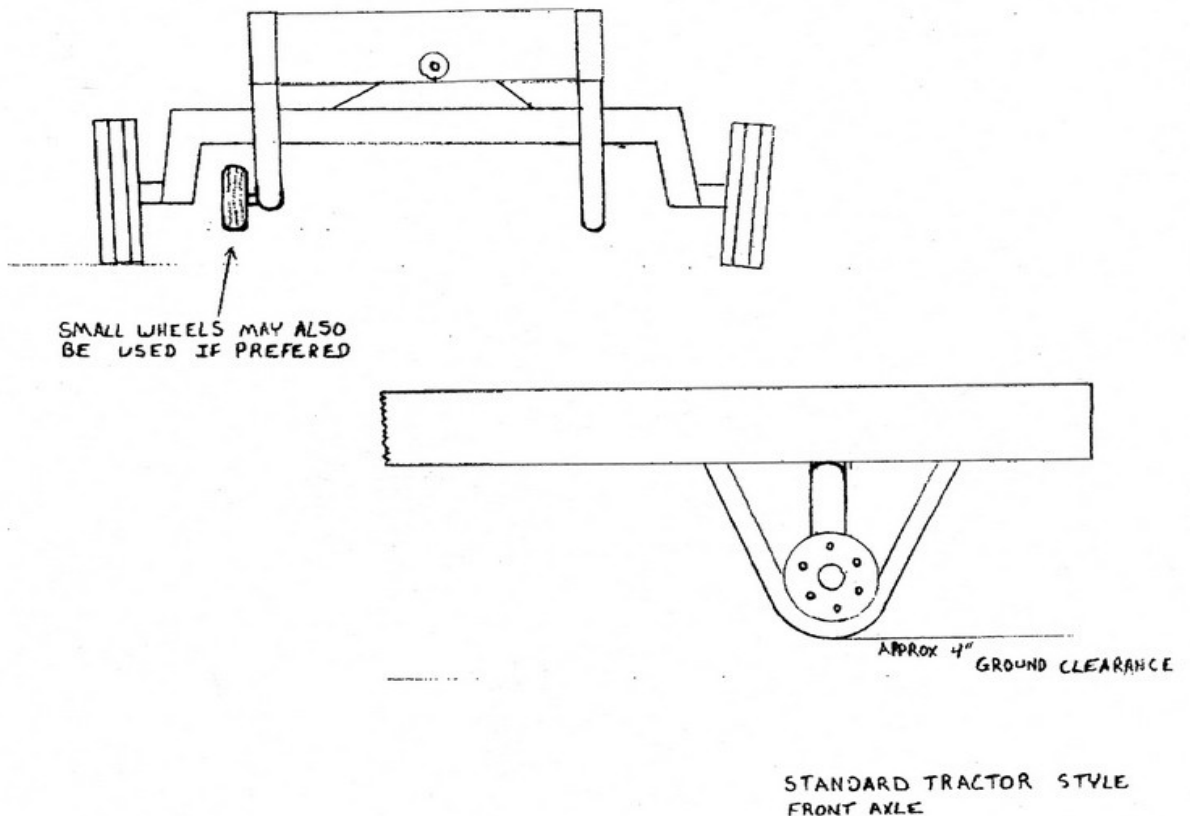
PULLING YEARS 2012-2014 RULES

6000 LB. CLASSIC MODIFIED TRACTOR

1. TRACTOR MAXIMUM LENGTH MUST NOT EXCEED 135 INCHES FROM CENTER OF REAR AXLE TO FURTHEST POINT OF WIEGHTS OR WEIGHT BRACKET.
2. TRACTORS MUST USE STOCK STYLE SHEET METAL BUT MAY BE OF DIFFERENT MANUFACTURER AND CAN BE LENGTHENED, BUT RADIATOR MUST BE MOUNTED BEHIND GRILLE AND IN FRONT OF ENGINE. MECHANICAL RADIATOR FANS NOT ALLOWED.
3. TRACTORS MUST HAVE WIDE FRONT AXLES. FRONT TIRES MUST TRACK WITHIN REAR TIRES. WHEEL BASE NOT TO EXCEED 115 INCHES WIDE.
4. FRAME RAILS CAN BE REMADE WIDER FOR ENGINE CLEARANCE, BUT NOT TO EXCEED 30 INCHES OUTSIDE WIDTH.
5. ENGINES TO BE AUTOMOTIVE CAST TYPE. MAXIMUM CUBIC INCH LIMIT OF 473 WITH ONE FOUR BARREL CARBURATOR. NO ALLUMINUM BLOCKS OR HEADS. AUTOMOTIVE DIESEL ENGINES ALLOWED – MUST HAVE A MECHANICAL INJECTION PUMP. ONE TURBO ALLOWED – T04 OR EQUIVALENT. **TURBO INLET ON DIESEL ENGINE LIMITED TO 2.3. ALL AIR IS TO BE PULLED THRU INLET – NO RINGS.**
6. FUEL TO BE GASOLINE ONLY – NO ALCOHOL ALLOWED. DIESEL FUEL ONLY FOR DIESEL ENGINES.
7. ENGINES TO BE CONNECTED DIRECTLY TO TRACTORS TRANSMISSION. NO AUTOMATIC OR MANUAL TRANSMISSION TO BE CAN BE USES TO CONNECT THE ENGINE TO THE TRAACTOR TRANSMISSION.
8. AUTOMOTIVE SINGLE OR DUAL DISC CLUTCHES ONLY. NO SLIPPER CLUTCHES ALLOWED.
9. STEEL BLOW-PROOF BELLHOUSINGS WITH BLOCK SAVER PLATE REQUIRED.
10. ANY EXPOSED U-JOINTS MUST BE SHIELDED 360 DEGREES WITH 5/16 STEEL OR 3/8" ALUMINUM.
11. TIRE SIZE TO BE MAXIMUM OF 18.4-38 AND MUST HAVE MATCHING TREAD DESIGN. NO EXCEPTIONS.
12. WHEELIE BARS MANDATORY – SPECIFICATIONS ARE:
 - A. PADS ON BOTTOM OF BARS TO BE A MINIMUM OF 5 IN. SQUARE AND A MAXIMUM OF 10" OFF THE GROUND.
 - B. PADS TO BE A MINIMUM OF 32" REARWARD FROM THE CENTER OF THE REAREND HOUSING.
 - C. OUTSIDE TO OUTSIDE LENGTH OF PADS TO BE A MINIMUM OF 20".
 - D. MINIMUM 12" HIGH BUMPER BARS - THE TOP TO BE FASTENED TO WHEELIE BAR FRAMING.
 - E. BARS MUST SUPPORT WEIGHT OF TRACTOR (6000 LBS).
13. FRONT SKID PLATES MANDATORY. COPY BELOW OR LINK HERE FOR ECS EXAMPLE.
<http://www.eastcoastpullersllc.com/Skids.php>
14. EXHAUST MUST DISCHARGE VERTICALL.
15. TRACTORS MUST HAVE DEADMAN THROTTLE WITH AUTOMATIC IDLE RETURN. THROTTLE MUST WORK IN A FORWARD/REVERSE MOTION WITH IDLE BEING IN BACKWARD POSITION.
16. TRACTORS MUST HAVE IGNITION KILL SWITCH MOUNTED ON REAR AND CENTER OF TRACTOR 40" OFF GROUND. DIESEL ENGINES MUST HAVE FUEL AND AIR SHUTOFF.
17. TRACTOR MUST HAVE WORKING REAR WHEEL BRAKES.
18. TRACTOR MUST HAVE REAR FENDERS STRONG ENOUGH TO SUPPORT WEIGHT OF DRIVER AND BE HIGHER THAN TALLEST POINT OF TIRES.
19. HITCHES TO BE SOLID IN ALL DIRECTIONS. POINT OF HOOK TO BE NO LESS THAN 18" FROM CENTER OF REAR AXLE. HITCH TO BE MAXIMUM OF 20" OFF AND PARALLEL TO GROUND. HITCH MUST BE ANCHORED TO THE TRACTOR FRAME WITH A 5/8" OR LARGER PIN. HITCH MUST BE HORIZONTAL – NOT VERTICAL.
20. HARMONIC DAMPER MUST BE SFI OR EQUIVALENT OR BE SHIELDED 360 DEGREES WITH 1/8" STEEL, OR SHIELDED 3 SIDES FROM FRONT OF MOTOR TO RADIATOR WITH 1/8" STEEL OR 3/8" ALUMINUM.
21. ALL DRIVERS MUST WEAR A FIRE SUIT AND HELMET WITH FACE SHIELD OR SAFETY GLASSES WHILE PULLING.

6000 CLASSIC MOD TRACTORS – CON'T

22. DRIVER MUST BE AT LEAST 16 YEARS OF AGE. A QUALIFIED DRIVER MUST BE IN THE OPERATORS SEAT ANYTIME THE ENGINE IS RUNNING.
23. VEHICLE MUST HAVE A ROLLOVER PROTECTION BAR OR CAGE THAT IS AT LEAST AS HIGH AS THE TOP OF THE DRIVERS HEAD/HELMET. ROLLOVER PROTECTION MUST BE FASTENED AT LEAST TWO POINTS TO THE REAR AXLE HOUSING. FAFACTORY STYLE FLIP DOWN TOPS ALLOWED. ROLLOVER PROTECTION MUST BE ABLE TO LIFT ONE REAR WHEEL WHEN PULLED. HORIZONTALLY FROM THE TOP OF THE BAR/CAGE WITHOUT DAMAGE TO THE ROLLBAR/CAGE.
24. REAR STEEL HUBS TO AXLE ARE HIGHLY RECOMMENDED. ANY NEW TRACTOR BEING BUILT MUST HAVE STEEL HUBS.
25. FIRE EXTINGUISHER IS REQUIRED – TO BE MOUNTED ON THE TRACTOR.



PULLING YEARS 2012-2012 RULES

1850 LB. MINI ROD TRACTOR

1. **VEHICLE CHASSIS:**

- A. MAXIMUM WIDTH OF 6 FT.
- B. MAXIMUM LENGTH OF 8' FROM CENTER OF REAR AXLE TO FURTHER MOST POINT FORWARD – WEIGHTS INCLUDED.
- C. ALL POWER TO BE TRANSMITTED THROUGH THE REAR WHEELS. NO FOUR WHEEL DRIVES, DUAL TIRES, CHAINS, OR STUDS.
- D. MAXIMUM TIRE SIZE 18.4" X 16.1".
- E. WORKING BRAKES ON THE DRIVELINE OR ON REAR WHEELS ARE MANDATORY.
- F. SHIELDING:
 - 1. DRIVELINE BRAKE COMPONENTS, IF USED, MUST BE SHILDED 360 DEGREES WITH 5/16" STEEL OR 3/8" ALUMINUM.
 - 2. ALL DRIVELINE COMPONENTS MUST BE SHIELDED 360 DEGREES WITH 5/16" STEEL OR 3/8" ALUMINUM. SHIELDING SHALL BE SECURELY FASTENED.
 - 3. ENGINES MUST HAVE SIDE SHIELDS – MINIMUM .060" THICK, STEEL OR ALUMINUM. SHIELDING TO BE ENTIRE LENGTH OF BLOCK FROM 2" BELOW CRANKSHAFT TO THE HEAD/BLOCK MATING POINT.
- G. CHASSIS MUST HAVE WIDE FRONT AXLES WITH FRONT WHEELS TRACKING WITHIN REAR WHEELS.
- H. VEHICLE MUST HAVE A FENDER BETWEEN THE DRIVER AND THE TIRES THAT CONSISTS OF A SOLID BARRIER. THE FENDER MUST BE A MINIMUM OF 1" OVER THE HEIGHT OF THE TIRES AND MUST EXTEND 4" HORIZONTALLY FROM THE INSIDE EDGE OF THE TIRE IN THE SAME CONFIGURATION AS THE TIRE. MINIMUM LENGTH OF 18" AT THE TOP OF THE FENDER.
- I. DRAWBAR:
 - 1. DRAWBAR TO BE CONSTRUCTED OF 3/4 INCH SOLID STEEL – OR HOLLOW TUBING WITH MINIMUM 1/4" WALL AND A 5/16" STEEL SAFETY CABLE.
 - 2. DRAWBAR MUST BE RIGID IN ALL DIRECTIONS.
 - 3. POINT OF HOOK TO BE A MAXIMUM 13" HIGH FROM THE GROUND AND MUST BE HORIZONTAL – NOT VERTICAL.
 - 4. POINT OF HOOK TO BE A MINIMUM OF 6 INCHES FROM CENTER OF REAR AXLE.
 - 5. DRAWBAR MUST HAVE A 2" MINIMUM ROUND HOLE.
- J. STABILIZER BARS:
 - 1. STABILIZER BARS MUST HAVE PADS WHERE THEY MEET THE GROUND. PADS TO BE A MINIMUM OF 4 INCHES SQUARE OR 5" DIAMETER BY 2" WIDE.
 - 2. PADS TO BE A MINIMUM OF ONE-HALF THE TIRE DIAMETER REARWARD FROM THE REAR AXLE CENTERLINE.
 - 3. PADS TO BE A MAXIMUM OF 6" ABOVE THE GROUND. ONE PAD TO BE ON EACH SIDE OF VEHICLE.
 - 4. DRAWBARS AND STABILIZER BARS MUST NOT BE CONNECTED.
 - 5. EACH STABILIZER BAR MUST BE ABLE TO SUPPORT WEIGHT OF VEHICLE.
 - 6. **VERTICAL BUMPER BARS** THAT EXTEND REARWARD A MINIMUM OF 2" BEHIND THE REAR MOST PART OF THE TIRES **ARE REQUIRED.**
 - 7. **FRONT SKID BARS/PADS RECOMMENDED.**
- K. WEIGHTS MUST NOT EXTEND REARWARD BEYOND REAR MOST PART OF TIRES.
- L. VEHICLE MUST BE EQUIPPED WITH A PROPERLY SECURED FACTORY-TYPE SEAT, OR FABRICATED EQUIVALENT.
- M. TRACTOR MUST HAVE A DEADMAN THROTTLE OF POSITIVE MECHANICAL TYPE, WITH TWO RETURN SPRINGS. THROTTLE MUST MOVE FORWARD/DOWN TO OPEN AND REARWARD/UP TO CLOSE THE THROTTLE. ALL FOOT THROTTLES MUST HAVE A TOE STRAP.

1850 LB. MINI ROD TRACTOR CON'T

- N. VEHICLE IS REQUIRED TO HAVE A KILL SWITCH THAT INTERRUPTS THE IGNITION AND ELECTRIC FUEL PUMP CIRCUITS. KILL SWITCH TO BE LOCATED 18 INCHES ABOVE THE POINT OF HOOK AND WITHIN 6 INCHES OF CENTER IN ANY DIRECTION. KILL SWITCH MUST HAVE SOLID STEEL OR ALUMINUM RING OF A MINIMUM 2" DIAMETER AND 1/8 INCH CROSS SECTION THICKNESS.
2. **CLUTCHES, FLYWHEELS, TRANSMISSIONS;**
- A. VEHICLES EQUIPPED WITH ANY TYPE OF CLUTCH MUST:
 - 1. USE A BLOWPROOF BELLHOUSING HAVING NO NON-FACTORY HOLES. EXCEPTION: BELLHOUSING MAY HAVE A CLUTCH MAINTENANCE OF INSPECTION HOLE AND ONE 1" COOLING HOLE.
 - 2. BE EQUIPPED WITH A BLOCK SAVER PLATE OF 3/16" STEEL OR 1/4" ALUMINUM.
 - 3. USE ONLY STEEL OR ALUMINUM COMPONENTS. NO CAST IRON COMPONENTS PERMITTED. COMPONENTS DEFINED AS FLYWHEEL, PRESSURE PLATE, FLOATERS, AND CLUTCH DISCS.
 - B. AUTOMOTIVE TRANSMISSIONS MUST HAVE A SECURELY FASTENED SEMA OR EQUIVALENT APPROVED SAFETY BLANKET OR SAFETY SHIELD COVERING THE TRANSMISSION AND TORQUE CONVERTER. ANY FLEX PLATE USED MUST BE SFI APPROVED.
 - C. VEHICLE MUST HAVE POSITIVE REVERSE GEAR LOCKOUT AND NEUTRAL SAFETY SWITCH. THE SWITCH MUST PREVENT THE ENGINE FROM STARTING IN GEAR.
 - D. VEHICLE MUST HAVE AN OPERATING REVERSE GEAR.
3. **ENGINE:**
- A. INDUCTION MUST BE NATURALLY ASPIRATED-NO SUPERCHARGERS OR TURBOCHARGERS ALLOWED.
 - B. VEHICLE ALLOWED ONE ENGINE WITH MAXIMUM OF EIGHT CYLINDERS, AND TWO VALVES AND ONE SPARK PLUG PER CYLINDER WITH MAXIMUM DISPLACEMENT OF 500 CUBIC INCHES.
 - C. ENGINE MUST HAVE ONE AUTOMOTIVE-TYPE FOUR BARREL CARBURETOR, NO FUEL INJECTION ALLOWED.
 - D. ENGINE MAY NOT HAVE ALUMINUM BLOCKS.
 - E. ALUMINUM HEADS ARE PERMITTED.
 - F. HARMONIC BALANCERS:
 - 1. STEEL HARMONIC BALANCERS ARE RECOMMENDED.
 - 2. FACTORY OEM TYPE UNITS, IF USED, MUST BE SHIELDED WITH 5/16" STEEL 360 DEGREES AND HAVE A CROSS STRAP; A MINIMUM OF 1" WIDE. THIS STRAP MUST BE MADE FROM 1/8" STEEL OR 1/4" ALUMINUM AND SECURELY FASTENED.
 - 3. SFI APPROVED BALANCERS OR HUBS OF STEEL. DO NOT REQUIRE SHIELDING.
 - 4. A BOLT IS REQUIRED IN THE END OF THE CRANKSHAFT TO HOLD THE BALANCER OR HUB.
 - G. ALL EXHAUST SYSTEMS MUST DISCHARGE VERTICALLY OR WITHIN 10 DEGREES IN ANY DIRECTION OF BEING PLUMB. THE HEIGHT SHALL BE A MINIMUM OF 12" ABOVE THE BEND IN THE PIPE.
 - H. ONLY ELECTRIC ENGINE COOLING FANS ARE ALLOWED.
4. **FUEL:** LEGAL FUELS ARE GASOLINE, DIESEL FUEL, WATER, ALCOHOL, AND PROPANE. ALL FORMS OF NITRO-METHANE, INCLUDING NITROUS OXIDE AND PROPYLENE OXIDE, ARE NOT PERMITTED.

1850 LB. MINI ROD TRACTOR – CON'T

5. PROTECTIVE SAFETY EQUIPMENT:

- A. DRIVER MUST WEAR A HELMET AND FIRE SUIT IN GOOD CONDITION.
- B. VEHICLE MUST HAVE A MINIMUM OF TWO HOOPS OF ALUMINUM OR STEEL ROLLOVER BARS OVER THE DRIVER THAT ARE SECURELY FASTENED TO THE FRAME AND MUST BE ABLE TO SUPPORT THE WEIGHT OF THE ENTIRE VEHICLE.
- C. VEHICLE MUST BE EQUIPPED WITH AN AUTOMOTIVE STYLE LAP BELT/SEATBELT. SFI 5 POINT HARNESS IS RECOMMENDED
- D. VEHICLE MUST BE EQUIPPED WITH A FUEL SHUTOFF.
- E. VEHICLE MUST BE EQUIPPED WITH AN OPERATIONAL FIRE EXTINGUISHER

PULLING YEARS 2012-2014 RULES

7800 LB. MODIFIED CLASS

1. ENGINES:
 - A. LIMITED TO AUTOMOTIVE TYPE – MAXIMUM OF EIGHT CYLINDERS PER ENGINE – TWO VALVES AND ONE SPARK PLUG PER CYLINDER.
 - B. ONE BLOWN OR TWO NATURALLY ASPIRATED ENGINES PER VEHICLE.
 - C. MAXIMUM SIZE: BLOWN – 575 CUBIC INCH. NATURALLY ASPIRATED – COMBINED 1100 CU. IN. MAXIMUM ENGINE SIZE IS 540 CUBIC INCHES PULLING THE MODIFIED CLASS.
 - D. MAXIMUM BLOWER SIZE 8-71. NO HIGH HELIX ROTORS OR CASES.
 - E. ALUMINUM BLOCKS ARE ALLOWED.
 - F. BLOWER BELT SHIELD REQUIRED. BLOWER RESTRAINT REQUIRED IF NO WASTE GATE INSTALLED.
 - G. NO SUPER STOCK TRACTORS ALLOWED.
2. ON VEHICLES WITH MULTI-CYLINDER ENGINES USING STARTER RING BETWEEN ENGINES – THE STARTER RING MUST BE 360 DEGREES SHIELDED WITH 1/4" STEEL AND HAVE BOTH ENDS ENCLOSED.
3. ON MULTI-CYLINDER ENGINES THAT ARE COUPLED TOGETHER THE COUPLER MUST BE 360 DEGREES SHIELDED.
4. HARMONIC BALANCERS MUST BE 360 DEGREE-SHIELDED AND FASTENED WITH BOLT. SFI APPROVED BALANCERS EXEMPT FROM SHIELDING.
5. VEHICLES EQUIPPED WITH ANY TYPE OF CLUTCH MUST HAVE STEEL OR ALUMINUM FLYWHEEL AND USE A BLOWPROOF BELLHOUSING HAVING NO NON-FACTORY HOLES DRILLER IN IT – EXCEPTION OF A CLUTCH MAINTENANCE/INSPECTION HOLE AND ONE 1" COOLING HOLE, AND BE EQUIPPED WITH A BLOCK SAVER PLATE OF 3/16" STEEL OR 1/4" ALUMINUM. NO CAST IRON COMPONENTS PERMITTED – COMPONENTS DEFINED AS FLYWHEEL, PRESSURE PLATE, FLOATER/CLUTCH DISC(S). ALL AUTOMATIC TRANSMISSIONS MUST HAVE POSITIVE REVERSE GEAR LOCKOUT AND A SAFETY BLANKET INSTALLED (BLANKET MUST BE IN GOOD CONDITION).
6. MAXIMUM LENGTH OF VEHICLE IS 15' FROM CENTER OF REAR AXLE HOUSING TO THE FURTHER MOST POINT OF VEHICLE. VEHICLE MUST HAVE WIDE FRONT AXLES. FRONT WHEELS MUST TRACK WITHIN REAR WHEELS.
7. HITCH HEIGHT IS 20" FOR ALL VEHICLES IN **MODIFIED** CLASS AND LENGTH IS MINIMUM OF 18" FROM CENTER OF REAR AXLE TO HOOK POINT. NO CLEVIS ALLOWED ON DRAWBAR. HITCHES MUST BE RIGID, IN ALL DIRECTIONS. NO MOVEMENT IS ALLOWED WHILE PULLING. DRAWBARS MUST BE PARALLEL TO THE GROUND. HITCH MUST BE HORIZONTAL – NOT VERTICAL. DO NOT CONNECT DRAWBARS AND STABILIZER BARS.
8. MAXIMUM TIRE SIZE OF 30.5" X 32". SINGLE CUT OR DOUBLE CUT TIRES ALLOWED.
9. COMPETING VEHICLES MUST HAVE WORKING REAR WHEEL BRAKES.
10. TWO WHEEL DRIVE TRUCKS USING NON-PLANETARY REARS MUST USE HUB SHIELDS.
11. NO FOUR-WHEEL DRIVE TRUCKS OR CLASSIC MODIFIED TRACTORS ALLOWED TO PULL IN THIS MODIFIED CLASS.
12. NO TURBINE TRACTORS OR **SUPER STOCK TRACTORS** ALLOWED TO PULL IN MODIFIED CLASS.
13. ALL EXHAUST SYSTEMS MUST DISCHARGE VERTICALLY – VERTICALLY IS DEFINED AS BEING WITHIN 10 DEGREES (ANY DIRECTION) OF "BEING PLUMB". HEIGHT SHALL BE A MINIMUM OF 12" ABOVE THE BEND IN THE PIPE WHICH DISCHARGES VERTICALLY, MEASURED FROM THE TOP OF THE PIPE TO THE BOTTOM OF THE BEND.

7800 LB. MODIFIED CLASS – CON'T

14. PULLING VEHICLES MUST HAVE AN AUTOMATIC IGNITION KILL SWITCH AND/OR SHUT OFF. KILL SWITCH MUST BE MOUNTED INDEPENDENTLY OF DRAWBAR AND/OR WHEELIE BARS. KILL SWITCH TO BE MOUNTED IN REAR CENTER OF VEHICLE, 48" ABOVE AND WITHIN 6" OFF CENTER OF POINT OF HOOK. THE KILL SWITCH FOR SPARK IGNITION ENGINES MUST BREAK OR GROUND THE IGNITION CIRCUIT AND MUST BREAK ELECTRIC POWER TO AN ELECTRIC FUEL PUMP(S) IF SO EQUIPPED.
15. PULLING VEHICLES MUST HAVE A SHIELD BETWEEN THE DRIVER AND THE TIRES THAT CONSISTS OF A SOLID BARRIER BETWEEN THE DRIVER AND ANY PART OF THE REAR TIRES. THE BARRIER MUST BE ABLE TO SUFFICIENTLY SUPPORT THE WEIGHT OF THE DRIVER AND MUST EXTEND A MINIMUM OF 6" HORIZONTALLY AT THE TOP, AND BE A MINIMUM OF 36" WIDE AT THE TOP.
16. ALL VEHICLES MUST HAVE TO BE EQUIPPED WITH STABILIZER BARS. STABILIZER BARS TO HAVE PADS, NOT WHEELS, ON BOTTOM OF BARS. PADS TO BE A MINIMUM OF 5 SQ. IN. PADS TO BE A MINIMUM OF 32" REARWARD FROM THE CENTER OF THE REAREND HOUSING. PADS MAXIMUM OF 10" OFF THE GROUND. OUTSIDE TO OUTSIDE LENGTH OF PADS TO BE A MINIMUM OF 20". MINIMUM 12" HIGH BUMPER BARS – TOP TO BE FASTENED TO STABILIZER BAR FRAMING. BARS MUST SUPPORT WEIGHT OF TRACTOR FOR WEIGHT CLASS BEING PULLED.
17. ALL VEHICLES MUST HAVE FRONT SKID BARS. FOR EXAMPLES: GO TO EAST COAST PULLERS WEBSITE. LINK HERE. <http://www.eastcoastpullersllc.com/Skids.php>
18. ALL WEIGHT FRAMES AND WEIGHTS MUST BE STATIONARY AND SAFELY SECURED TO VEHICLE. FRAMES OR WEIGHTS MUST NOT EXTEND REARWARD BEYOND THE REAR TIRES OR EXCEED THE WIDTH OF THE REAR TIRES. NO WEIGHTS ON VEHICLE SEAT OR DECK OF WITHIN 8" OF TOP OF DRAWBAR.
19. ALL DRIVE SHAFTS MUST BE ENCLOSED. ANY CONTINUOUS SECTION CANNOT BE LONGER THAN 48".
20. LEGAL FUELS ARE GASOLINE, AND ALCOHOL. ALL FORMS OF NITRO-METHANE, INCLUDING NITROUS OXIDE AND PROPYLENE OXIDE ARE ILLEGAL.
21. VEHICLE MUST HAVE A ROLLOVER PROTECTION BAR OR CAGE THAT IS AT LEAST AS HIGH AS THE TOP OF THE DRIVERS HEAD/HELMET. ROLLOVER PROTECTION MUST BE FASTENED AT LEAST TWO POINTS TO THE REAR AXLE HOUSING. FACTORY STYLE FLIP DOWN TOPS ALLOWED. ROLLOVER PROTECTION MUST BE ABLE TO LIFT ONE REAR WHEEL WHEN PULLED HORIZONTALLY FROM THE TOP OF THE BAR/CAGE WITHOUT DAMAGE TO THE ROLLBAR/CAGE.
22. FIRE EXTINGUISHER IS REQUIRED.
23. DRIVER MUST WEAR HELMET AND FIRESUIT (JACKET AND PANTS).

8200 LIMITED SUPER STOCK

1. TRACTORS MUST BE AGRICULTURAL TYPE TRACTORS HAVING ENGINE, GRILLE, HOOD, AND SHEET METAL OF ONE MANUFACTURER. ALL TRACTORS MUST HAVE A WIDE FRONT END CONFIGURATION. COMPONENT TRACTORS ALLOWED.
2. ALL EXHAUST MUST DISCHARGE UPWARDS WITH A MINIMUM PIPE LENGTH OF 18" FROM THE HOOD LINE. NO RAIN CAPS. EXHAUST PIPE MUST BE CROSS BOLTED WITH TWO 3/8" GRADE 5 BOLTS 90 DEGREES OF EACH OTHER WITHIN 2 INCH IN THE VERTICAL PIPE AND TWO 5/16 GRADE 5 BOLTS, 90 DEGREES TO EACH OTHER WITHIN 1 INCH OF EACH OTHER IN THE HORIZONTAL PIPE AND AS CLOSE AS POSSIBLE TO THE EXHAUST HOUSING FLANGE..
3. THE FRAME AND WEIGHTS MUST NOT EXTEND FURTHER THAN 13 FEET FROM CENTER OF REAR AXLE TO FURTHER MOST POINT – EXCLUDING TOW HOOK.
4. MAXIMUM TIRE SIZE OF 30.5"X32". SINGLE CUT OR DOUBLE CUT TIRES ALLOWED.
5. HITCH HEIGHT TO BE 20" MAXIMUM. HITCH LENGTH 18" MINIMUM, FROM CENTER OF AXLE TO HOOK POINT. DRAWBARS MUST BE RIGID, IN ALL DIRECTIONS. NO MOVEMENT IS ALLOWED WHILE PULLING. DRAWBARS MUST BE WITHIN 10 DEGREES OF PARALLEL TO THE GROUND. HITCH MUST BE HORIZONTAL – NOT VERTICAL. NO CAST DRAWBAR COMPONENTS.
6. FRONT SKID BARS REQUIRED. EXAMPLE <http://www.eastcoastpullersllc.com/Skids.php>
7. STABILIZER BARS ARE REQUIRED AND TO BE CONSTRUCTED IN ACCORDANCE WITH THE FOLLOWING.
 - A. PADS ON BOTTOM OF BARS TO BE A MINIMUM OF 5 IN. SQ. PADS.
 - B. PADS TO BE A MINIMUM OF 32" REARWARD FROM THE CENTER OF THE REAREND HOUSING. PADS MAXIMUM OF 10" OFF THE GROUND.
 - C. DO NOT CONNECT HITCHES AND STABILIZER BARS.
 - D. OUTSIDE TO OUTSIDE LENGTH OF PADS TO BE A MINIMUM OF 20"
 - E. MINIMUM 12" HIGH BUMPER BARS – TOP TO BE FASTENED TO STABILIZER BAR FRAMING.
 - F. BARS MUST SUPPORT WEIGHT OF TRACTOR FOR WEIGHT CLASS BEING PULLED.
8. ALL WEIGHT FRAMES AND WEIGHTS MUST BE STATIONARY AND SAFELY SECURED TO VEHICLE. FRAMES OR WEIGHTS MUST NOT EXTEND REARWARD BEYOND THE REAR TIRES OR EXCEED THE WIDTH OF THE REAR TIRES. NO WIEGHTS ON VEHICLE SEAT OR DECK OF WITHIN 8" OF TOP OF DRAWBAR.
9. TIE BARS REQUIRED FROM FRONT OF CLUTCH HOUSING TO REAR AXLE HOUSING.
10. ANY TURBOCHARGER NOT UNDER THE HOOD MUST BE COMPLETELY SHROUDED, EXCEPT OF INLET AND EXHAUST PIPE, WITH STEEL, 1/16" OR .060" THICK OR THICKER – 360 DEGREES.
11. ALL FANS MUST BE FACTORY SHROUDED OR SHROUDED WITH STEEL 1/16" THICK – 360 DEGREES.

ENGINE:

1. ENGINE SIZE MAXIMUM 540 CUBIC INCHES. ANY HEAD ALLOWED BUT LIMITED TO 2 VALVES PER CYLINDER. NO OVERHEAD CAMS ALLOWED.
2. DIESEL FUEL ONLY – NO ACCELERANTS. WATER INJECTION IS PERMITTED – NO ACCELERANTS.
3. INJECTION PUMP TO BE ONE P OR A TYPE (GERMAN BOSCH ONLY) WITH OEM HOUSING AND LIMITED TO ONE PLUNGER PER CYLINDER. ONE INJECTOR PER CYLINDER. THE A OR P PUMP IS TO BE THE ONLY SOURCE OF FUEL. **NO SIGNA PUMPS.** NO BILLET PUMPS OR HOUSINGS ALLOWED. TRACTOR MUST HAVE FUEL DUMP VALVE. NO INTERCOOLERS ALLOWED EXCEPT WHEN 7700 LT LIMITED TURBO TRACTORS ARE PULLING WITH THE CLASS.
4. SUPER STOCK TRACTORS LIMITED TO TWO CHARGERS.
5. ALL TURBOCHARGED ENGINES ON SUPER STOCK TRACTORS WILL HAVE ONE CABLE TOTALLY SURROUNDING THE ENGINE BLOCK AND HEAD. THE CABLE WILL CONSIST OF 3/8 DIAMETER AND LOCATED BETWEEN THE FIRST AND SECOND CYLINDERS. CABLE MUST PASS THROUGH THE MANIFOLD AREAS. CABLE WILL HAVE FOUR (4) TO SIX (6) INCHES OF SLACK. THERE WILL BE A MINIMUM OF TWO (2) CLAMPS AT ALL SPLICES.

8200 LIMITED SUPER STOCK CON'T

6. ALL SUPER STOCK ENGINES ARE REQUIRED TO SHIELD ALL ROTATING MASS MOUNTED ON THE FRONT OF THE CRANKSHAFT. SHIELD TO BE FRAME RAIL TO FRAME RAIL BY A MINIMUM .1/8 ALUMINUM OR STEEL FASTENED TO THE FRAME ON EACH SIDE BY TWO EVENLY SPACED BOLTS. (3/8-INCH GRADE 5 MINIMUM).

SAFETY:

1. COMPETING VEHICLES MUST HAVE WORKING REAR WHEEL BRAKES.
2. TRACTORS MUST HAVE WORKING AIR SHUTOFF AND DEADMAN'S THROTTLE. THE AIR SHUTOFF CABLE MUST ACTIVATE THE AIR SHUTOFF TO THE ENGINE. THE AIR SHUTOFF CABLE MUST BE A POSITIVE-TYPE ENCLOSED CABLE. THE SHUTOFF CABLE MUST HAVE A MINIMUM 2" DIAMETER SOLID RING, WITH MINIMUM 1/8 CROSS SECTION THICKNESS ATTACHED TO IT. AIR SHUTOFF MUST ALSO BE ABLE TO BE OPERATED MANUALLY (BY THE OPERATOR FROM THE SEAT OF THE TRACTOR).
3. TRACTORS MUST HAVE APPROVED CLUTCH/TRANSMISSION SAFETY BLANKETS AND ENGINE SIDE SHIELDS. SIDE SHIELD MATERIAL TO BE MINIMUM .060" IN THICKNESS. PLASTIC OR FIBERGLASS HOODS MUST BE SHIELDED IN THE TURBO AREA.
4. PULLING VEHICLES MUST HAVE A SHIELD BETWEEN THE DRIVER AND THE TIRES THAT CONSISTS OF A SOLID BARRIER BETWEEN THE DRIVER AND ANY PART OF THE REAR TIRES. THE BARRIER MUST BE ABLE TO SUFFICIENTLY SUPPORT THE WEIGHT OF THE DRIVER AND MUST EXTEND A MINIMUM OF 6" HORIZONTALLY AT THE TOP, AND BE A MINIMUM OF 36" WIDE AT THE TOP.
5. VEHICLE MUST HAVE AN **SFI** ROLLOVER PROTECTION CAGE THAT IS AT LEAST AS HIGH AS THE TOP OF THE DRIVER'S HEAD/HELMET. ROLLOVER PROTECTION MUST BE FASTENED AT LEAST TWO POINTS TO THE REAR AXLE HOUSING. ROLLOVER PROTECTION MUST BE ABLE TO LIFT ONE REAR WHEEL WHEN PULLED HORIZONTALLY FROM THE TOP OF THE BAR/CAGE WITHOUT DAMAGE TO THE ROLLBAR/CAGE.
6. FIVE POINT SAFETY HARNESS REQUIRED.
7. FIRE EXTINGUISHER IS REQUIRED.
8. DRIVER MUST WEAR HELMET AND FIRESUIT (JACKET AND PANTS).
9. 7700 LIGHT LIMITED TURBO AND 8500 MOD TURBO TRACTORS CAN PULL IN THIS CLASS (PURSE ONLY, NO POINTS) IF THEY ARE SIGNED UP WITH INTERSTATE AND LEGAL FOR THEIR OWN CLASS. THEY ARE ONLY ALLOWED TO PULL IN THIS CLASS IF THEIR OWN CLASSES ARE NOT BEING PULLED AT THE SAME PULL.

NOTE: ALL PULLERS MUST BE SIGNED UP 30 MINUTES BEFORE PULL STARTS.

PULLING YEARS 2012-2014 RULES

6200 LB. MODIFIED STOCK 4X4 TRUCK

1. ALL DRIVERS MUST HAVE A VALID DRIVERS LICENSE.
2. TRUCKS MUST BE OPERATED IN A SAFE MANNER AT ALL TIMES AND ALL PERSONAL BODY PARTS MUST STAY INSIDE THE CAB WHILE PULLING. NO RIDERS IN OR ON TRUCK AT ANYTIME. MUST HAVE A QUALIFIED DRIVER IN TRUCK AT ALL TIMES WHEN ENGINE IS RUNNING. FAILURE TO COMPLY WILL RESULT IN DISQUALIFICATION.
3. VEHICLE MUST BE EQUIPPED WITH OPERATIONAL SEATBELTS (LAPBELTS ACCEPTABLE). IT IS A REQUIREMENT TO WEAR A SEATBELT **WHILE PULLING VEHICLE ON THE TRACK – NOT IN THE PITS.**
4. TRUCKS MUST BE EQUIPPED WITH D.O.T. APPROVED TIRES. MAXIMUM SIZE IS 36 X 12.50 OR EQUIVALENT METRIC SIZE. **NO LIMIT ON RIM SIZE.** NO MODIFICATIONS TO TIRES ALLOWED. (IE. NO GROOVING, RECAPS, PADDLES, ETC).
5. UNIVERSAL JOINT SHIELDS ARE REQUIRED ON ALL DRIVE SHAFT U-JOINTS AND MUST BE AT LEAST 4" WIDE MADE OF AT LEAST 3/16" STEEL OR 1/4" ALUMINUM AND CENTERED OVER U-JOINT. ALL DRIVESHAFTS OVER 30" LONG, INCLUDING THOSE WITH CARRIER BEARINGS, MUST BE EQUIPPED WITH DRIVESHAFT LOOPS MADE OF AT LEAST 1" WIDE METAL OR RIGID 12" ROD – NO CHAINS ACCEPTED – AND MUST BE 360 DEGREES AROUND DRIVESHAFT BUT MAY BE TWO PIECES BOLTED TOGETHER TO MAKE A LOOP.
6. ALL HITCHES MUST BE SAFE, SECURE, RIGID IN ALL DIRECTIONS, AND MUST NOT EXCEED 22 INCH HEIGHT. HITCH OPENING MUST BE AT LEAST 3" IN DIAMETER. NO HYDRAULIC HITCHES ALLOWED. MINIMUM HITCH LENGTH FROM CENTER OF REAR AXLE BACK MUST BE AT LEAST 36% OF WHEELBASE. DARWBAR PIVOT (MOUNTING) CANNOT BE FARTHER FORWARD THAN THE CENTER LINE OF THE REAR AXLE. HITCH MUST BE HORIZONTAL – NOT VERTICAL.
7. FRONT END WEIGHTS PERMITTED, BUT NOT TO EXCEED MORE THAN 60" FROM CENTER OF FRONT REAR TO FARTHER MOST POINT FORWARD OF WEIGHTS OR WEIGHT BRACKET. MAXIMUM WIDTH OF WEIGHTS OR WEIGHT BRACKET CAN BE 80" OR 40" FROM CENTER OF TRUCK TO EACH SIDE. WEIGHTS MUST BE A MINIMUM OF 10" OFF THE GROUND. THERE NEEDS TO BE A METAL TAB WELDED ON FRONT REAR AT CENTER POINT TO HOOK A TAPE FOR MEASURING. NO WEIGHTS INSIDE OF CAB. NO FUEL TANKS OR BATTERIES ON WEIGHT BAR.
8. GASOLINE FUEL ONLY – NO DIESEL FUEL – NOS NOT PERMITTED. NO SUPERCHARGERS OR TURBOCHARGERS.
9. DRIVETRAIN MUST BE FACTORY ONE TON OR LESS, AND MUST COMPLY WITH THE FOLLOWING:
 - A. NO SLIPPER CLUTCHES.
 - B. ENGINE AND REARS MUST BE IN STOCK LOCATION.
 - C. MUST HAVE FRONT AND REAR WORKING BRAKES.
 - D. **NO TRICK REAREND SETUPS ALLOWED. REAR MUST BE BOLTED SOLID TO SPRINGS BY U-BOLTS**
 - E. FRONT OR REAR SOLID SUSPENSION NOT ALLOWED. SHACKLES ON FRONT SPRINGS CANNOT HAVE STOPS OF ANY KIND. FRONT MAIN SPRING AND SHACKLE MUST BE STOCK ON EACH SIDE. REAR LADDER BARS AND SUSPENSION STOPS ARE PERMITTED. REAR REAR CAN REST ON SUSPENSION STOPS, BUT CANNOT BE WELDED AND MUST HAVE UPWARD TRAVEL. NO LADDER TYPE BARS ALLOWED ON THE FRONT.
- 10 ALL COMPETING VEHICLES MUST HAVE A WORKING BACKUP LIGHT(S). LIGHT(S) CAN BE IN STOCK POSITION. LIGHT(S) MUST BE ACTIVATED WITH THE TRANSMISSION SHIFTER – DRIVER OPERATED TOGGLE SWITCH IS NOT ALLOWED.
- 11 ALL TRUCKS MUST HAVE STOCK SHEET METAL, INCLUDING SIDES AND FRONT OF BED, AND A FULL RIGID BED FLOOR THAT IS ABLE TO SUPPORT A PAYLOAD OF AT LEAST 1000 LBS. TAILGATES MAY BE REMOVED.

6200 MODIFIED STOCK 4X4 TRUCKS – CONT.

12. VEHICLES DO NOT HAVE TO BE LICENSED OR INSURED. ALL WINDOWS MUST BE STOCK GLASS AND SIDE WINDOWS MUST RISE AND LOWER. **ALL GLASS MUST BE LIMITED TO FACTORY TINT.** ALL DOOR LATCHES MUST BE STOCK, AND FIREWALL MUST BE STOCK. HEADLIGHTS AND TAILLIGHTS MUST BE IN ORIGINAL POSITION BUT DO NOT HAVE TO WORK. ANY HOLES IN THE BODY MUST NOT PRESENT A HAZZARD TO PULL OFFICIALS OR TO ANY SPECTATORS
13. ONLY TWO EXTERNAL MODIFICATIONS (BOLT-ONS) ALLOWED. (MODIFICATION IS DEFINED AS ANYTHING THAT DID NOT COME STOCK ON THE TRUCK). BOLT-ONS INCLUDE: ALUMINUM INTAKE MANIFOLDS, MAGNETO IGNITION, HEADERS, ELECTRIC FUEL PUMPS AND REGULATORS.
 - A. ONLY ONE CARBURETOR ALLOWED. STOCK STYLE MECHANICAL FUEL PUMP IS ALLOWED. **NO ELECTRIC FUEL PUMPS ALLOWED. NO FUEL REGULATORS ALLOWED.**
 - B. ITEMS ALLOWED AND NOT COUNTED AS A BOLT ON ANY 4150 CARBURETOR: ANY DUAL FEED CARBURETOR, ONE CARBURETOR SPACER UP TO 2-1/4" THICK-CAN BE ADAPTER OR SPACER-NOT BOTH), MSD STYLE IGNITION - **(NOT DIGITAL OR PROGRAMMABLE)** - INCLUDING DISTRIBUTOR, REV LIMITER, AND RETARD BOX, AND REDUCTION PULLEYS. ELECTRIC FANS ARE ALLOWED. ELECTRIC WATER PUMPS THAT BOLT TO THE FRONT OF THE ENGINE IN THE SAME PLACE AS THE MECHANICAL WATER PUMP ARE ALLOWED. NO OTHER TYPE WATER PUMPS ALLOWED. **VACUUM PUMPS ARE ALLOWED. NO DRY SUMPS ALLOWED.**
 - C. NOT ALLOWED: DOMINATOR OR PREDITOR CARBURETORS, HOMEMADE CARB. SPACERS OR WOODEN CARB. SPACERS, CRANK TRIGGER IGNITIONS, OR SHEET METAL INTAKES.
14. A DIFFERENT MANUFACTURED MOTOR IN A DIFFERENT MANUFACTURED TRUCK IS COUNTED AS A BOLT-ON.
15. BLOW PROOF BELLHOUSING WITH A BLOCK PROTECTING PLATE REQUIRED. PLATE MUST BE SECURED WITH ALL BOTTOM BOLTS AND AT LEAST 2 TOP BOLTS. NO CAST IRON FLYWHEELS ALLOWED. BLANKETS AND/OR SHIELDS MUST COVER CONVERTER AND AUTOMATIC TRANSMISSION – TOP AND BOTTOM.
16. **NO SHIFTING OF ANY TRANSMISSION, STRAIGHT STICK OR AUTOMATIC, ALLOWED WHILE PULLING**
17. IGNITION KILL SWITCH REQUIRED. MUST BE MOUNTED IN CENTER OF TRUCK/TAILGATE, AND AT LEAST 30" OFF THE GROUND.
18. **A NEUTRAL SAFETY SWITCH IS REQUIRED.**
19. **NO DIGITAL OR PROGRAMMABLE BOXES ALLOWED.**
20. **NO TRACTION CONTROL IS ALLOWED.**
21. HEADS AND BLOCKS MUST BE CAST IRON STOCK MANUFACTURED. IE: GM MANUFACTURED BLOCK AND HEADS IN GM MANUFACTURED TRUCK – SAME FOR FORD, CHRYSLER ETC. NO AFTERMARKET HEADS OR ALUMINUM HEADS ALLOWED. HEADS MUST BE FACTORY RAISED, ID STAMPED WITH COMPANY NAME. THE NEWER 12562920, 1256925 & 12562926 HEADS ARE NOT PERMITTED IN THIS CLASS. THE FORD BLUE THUNDER HEADS ARE NOT PERMITTED. ANY HEAD THAT HAS BEEN MADE SINCE 2005 IS NOT PERMITTED. **NO HEMI HEADS ALLOWED.** IF A NEW HEAD COMES OUT FROM ONE OF THE COMPANIES ABOVE, INTERSTATE WILL HAVE TO RESEARCH & OK IT BEFORE IT WILL BE ALLOWED. **HEADS ARE LIMITED TO PORT WORK ONLY. (MUST BE COMPLETE HEAD). OEM PRODUCTION ONLY.** CUBIC INCH IS LIMITED TO 503".
22. ALL EXHAUST MUST BE AT LEAST 12" BEHIND THE CAB WHERE IT EXITS. ANY OVER-THE-COUNTER MUFFLERS, REGARDLESS OF SHAPE, MAY BE USED. NO HOMEMADE MUFFLERS ALLOWED.
23. DAMPERS MUST BE SFI APPROVED, OR MUST BE SHIELDED 360 DEGREES.
24. STEERING MUST BE STOCK EXCEPT THE PUMP CAN BE REPLACED WITH AN ELECTRIC ONE.
25. ALL COMPETING VEHICLES MUST HAVE A TOW OFF HOOK ON THE FRONT OF THE VEHICLE. HOOK MAY BE A DROP "D" STYLE, OR A SOLID RING WELDED TO THE FRONT OF THE WEIGHT BAR. RING MUST HAVE AT LEAST A 3" OPENING BUT NO LARGER THAN 4". RING MUST BE ROUNDED WITH NO SHARP EDGES ON THE OUTSIDE. IF RING IS WELDED SOLID TO THE WEIGHT BAR IT CAN EXTEND BEYOND THE 60 INCH LIMIT FRONT WEIGHT RULE.

6200 MODIFIED STOCK 4X4 TRUCKS-CONT.

26. ALL TRUCKS WILL BE INSPECTED PRIOR TO PULLING. OFFICIALS HAVE THE RIGHT TO INSPECT A VEHICLE AT ANYTIME **AND MUST INSPECT ANY OR ALL VEHICLES WHERE THERE IS A CONCERN BROUGHT TO THEM BY ANY PULLER IN THAT CLASS. ANYONE FOUND WITH ILLEGAL EQUIPMENT ON THEIR VEHICLE PRIOR TO PULLING OR AFTER PULLING SHALL BE SUSPENDED FROM THAT PULL AND THE NEXT 5 PULLS. THIS APPLIES TO ITEMS THAT CONSTITUTE A PULLING ADVANTAGE.** ALL OFFICIAL(S) DECISIONS ARE FINAL.
27. ALL 4X4 TRUCKS WILL BE REGISTERED WITH ITTP FOR ONE CLASS ONLY. TRUCKS MAY PULL IN THE 6500 LB. CLASS IF RULES ARE MET FOR THE CLASS & THE 6200 LB. TRUCKS ARE NOT PULLING ON THAT DATE (PURSE ONLY – NO POINTS). ALLOWING 6200 LB TRUCKS TO PULL WITH 6500 LB. TRUCKS AT COUNTY FAIRS IS AT THE DISCRETION OF FAIR OFFICIALS. TRUCK CAN PULL IN ONE CLASS ONLY. SMALL BLOCK TRUCKS MAY REGISTER IN THIS CLASS ALSO IF LEGAL.
28. DRIVERS MUST WEAR A SINGLE LAYER, OR BETTER, FIRESUIT AND HELMET.
29. ANY INTERFERENCE FROM TRUCK DRIVER, CREW, OR FAMILY/FRIENDS ANYWHERE ON THE PULLING GROUNDS WILL BE GROUNDS FOR DISQUALIFICATION. NO ALCOHOLIC BEVERAGES ALLOWED. ANY PARTICIPANT MAY BE SUBJECT TO A BREATHALYZER TEST – REFUSAL TO COMPLY WILL RESULT IN DISQUALIFICATION. ANYONE CAUGHT DRINKING IS SUBJECT TO DISQUALIFICATION FOR THAT PULL AND THE NEXT.
30. ALL PULLERS MUST BE REGISTERED 30 MINUTES BEFORE PULL STARTS.

PULLING YEARS 2012-2014 RULES

6500 LB. PRO-STREET 4X4 TRUCK

1. ALL TRUCKS MUST BE EQUIPPED WITH THE FOLLOWING SAFETY FEATURES.
 - A. FIRE EXTINGUISHER THAT MUST BE ACCESSIBLE FROM THE DRIVER'S SEAT.
 - B. HELMET, FIRESUIT AND SEATBELT WITH SHOULDER HARNESS MUST BE WORN WHILE PULLING.
 - C. IGNITION KILL SWITCH (MUST ALSO KILL ELECTIRC FUEL PUMP) MUST BE MOUNTED IN CENTER OF TRUCK/TAILGATE, AND AT LEAST 30" OFF THE GROUND.
 - D. UNIVERSAL JOINT SHIELDS ARE REQUIRED ON ALL DRIVE SHAFT U-JOINTS AND MUST BE AT LEAST 4" WIDE, MADE OF AT LEAST 3/16" STEEL, OR 1/4" ALUMINUM, AND CENTERED OVER U-JOINT.
 - E. ALL DRIVESHAFTS OVER 30" LONG, INCLUDING THOSE WITH CARRIER BEARINGS, MUST BE EQUIPPED WITH DRIVESHAFT LOOPS MADE OF AT LEAST 1" WIDE METAL OR RIGID 1/2" ROD (NO CHAINS ACCEPTED) AND MUST BE 360 DEGREES AROUND DRIVESHAFT BUT MAY BE TWO PIECES BOLTED TOGETHER TO MAKE A LOOP.
 - F. BLOW PROOF BELLHOUSING WITH A BLOCK PROTECTING PLATE REQUIRED. PLATE MUST BE SECURED WITH ALL BOTTOM BOLTS AND AT LEAST 2 TOP BOLTS. NO CAST IRON FLYWHEELS ALLOWED. BLANKETS AND/OR SHIELDS MUST COVER CONVERTER AND AUTOMATIC TRANSMISSION – TOP AND BOTTOM.
 - G. AUTOMATIC TRANSMISSIONS MUST HAVE SHIELDS COVERING TOP AND SIDES, OR BLANKET COVERING TRANSMISSION AND CONVERTER HOUSING. IF TOP AND SIDE SHIELDS ARE USED, A BLANKET OR SHIELD SHOULD BE SUED ON THE BOTTOM OF THE TRANSMISSION.
 - H. ENGINE BLOW SHIELDS FROM TOP OF FRAME RAILS TO THE BOTTOM FO HEADER FLANGES (MUST BE AT LEAST 1/16" METAL).
 - I. SFI APPROVED DAMPER OR SHIELD AROUND DAMPER.
 - J. MUST HAVE A BACK-UP (REVERSE) LIGHT MOUNTED WITHIN 6" OF THE KILL SWITCH. THE TRANSMISSION OR THE REVERSE SHIFTER LINKAGE MUST ACTIVATE THE REVERSE LIGHT – DRIVER OPERATED TOGGLE SWITCH IS NOT ALLOWED. A BACK-UP ALARM IS OPTIONAL.
NEUTRAL SAFETY SWITCH IS REQUIRED.
2. ALL TRUCKS MUST HAVE STOCK WINDOW GLASS **WITHOUT ADDED TINT OTHER THAN FACTORY TINT**, AND STOCK SHEET METAL ON EXTERIOR OF TRUCK. A 5" MAXIMUM SPACING AROUND OUT OF HOOD HEADERS IS REQUIRED. ALL HOLES GOING THRU CAB TO ENGINE COMPARTMENT AND THRU CAB FLOOR MUST BE CLOSED OFF TO WITHIN 1/2 INCH.
3. TRUCK BEDS MUST HAVE FULL FLOOR, OR A CANVAS COVER SECURELY FASTENED OVER TOP. IF NO TAILGATE IS USED, COVER MUST CONTINUE DOWN TO COVER THAT AREA.
4. ALL TRUCKS MUST BE EQUIPPED WITH D.O.T. TIRES WITH 14.5 MAXIMUM WIDTH AND NO MODIFICATIONS (NO GROOVING, RECAPS, PADDLES, ETC). TIRE SIZE LIMITED TO 36" DIAMETER.
5. **DRIVETRAIN MAY BE HEAVIER THAN 1 TON.**
 - A. **HEAVIER REARS, TRANSMISSION, TRANSFER CASE, OR DROP BOXES ARE ALLOWED.**
 - B. **NO MULTISPEED OR QUICK CHANGE REARS ALLOWED. NO PLANETARY REARS.**
 - C. **NO SHIFTING OF ANY TRANSMISSION, STRAIGHT STICK OR AUTOMATIC, ALLOWED WHILE PULLING.**
6. SOLID REAR SUSPENSION IS ALLOWED AS LONG AS WELDS AND FRAMING IS SAFE, STRONG AND SECURE (CHECKED BY OFFICIAL).
7. FRONT SUSPENSION MUST BE FACTORY COIL SPRING OR FACTORY LEAF SPRING STYLE (NO HOMEMADE TRACTION BARS OR RADIUS BARS ALLOWED).
8. MOVING OF REAR REAR FORWARD OR BACKWARD IS PERMITTED AS LONG AS THE CENTER OF THE AXLE STAYS WITHIN 6" OF THE CENTERLINE OF WHEEL WELLS. (TRUCK BODY ALTERATIONS TO WHEEL WELL AREA IS NOT PERMITTED, HOWEVER, TRIMMING OF FRONT FENTERS TO ALLOW TIRE CLEARANCE WHEN TURNING IS ACCEPTABLE).
9. TRUCKS MUST HAVE WORKING FRONT BRAKES.

6500 PRO STREET 4X4 TRUCKS – CON'T

10. ALL VEHICLES MUST HAVE STOCK PICKUP MANUFACTURER'S FRAME FROM FRONT OF FRONT SPRING TO REAR OF REAR FRAME. (NO TUBE FRAME OR FRAME RAILS ALLOWED). TRIMMING OF ENDS OF FRAME ALLOWED. FRAME CANNOT HAVE ANY OF THE STOCK RAILS CUT OFF OR REMOVED EXCEPT THE TIP ENDS. FRAME CAN HAVE BRACES OR REINFORCEMENT WELDED TO THE ORIGINAL FRAME RAILS FOR EXTRA STRENGTH. (CLARIFICATION).
11. MOVING ENGINE FORWARD IS PERMITTED AS LONG AS REAR OF ENGINE BLOCK DOES NOT MOVE FORWARD PAST CENTERLINE OF FRONT AXLE.
12. RADIATOR MUST BE MOUNTED BEHIND STOCK GRILL AND IN FRONT OF ENGINE BLOCK IT MOUNTED IN FRONT OF TRUCK AND MAY BE OTHER THAN OEM. RADIATOR CAN BE MOUNTED BEHIND CAB IN BED AREA BUT HOSES CANNOT RUN THRU CAB. ONLY ONE RADIATOR ALLOWED ALL TRUCKS MUST HAVE CATCH CONTAINERS FOR EXCESS WATER AND/OR ANTIFREEZE THAT MAY DISCHARGE OUT OF THE VEHICLE.
13. ALL HITCHES MUST BE SAFE AND SECURE, RIGID IN ALL DIRECTIONS, AND **MUST NOT EXCEED 22" IN HEIGHT**. HITCH OPENING MUST BE AT LEAST 3" IN DIAMETER. NO HYDRAULIC HITCHES. ALLOWED. MINIMUM HITCH LENGTH FROM CENTER OF REAR AXLE BACK MUST BE AT LEAST 36% OF WHEELBASE. HITCH MUST BE HORIZONTAL – NOT VERTICAL.
14. FRONT END WEIGHTS ARE PERMITTED, BUT NOT TO EXCEED MORE THAN 60" FROM CENTER OF FRONT REAR TO FARTHER MOST POINT FORWARD OF WEIGHTS OR WEIGHT BRACKET. MAXIMUM WIDTH OF WEIGHTS OR WEIGHT BRACKET CAN BE 80" OR 40" FROM CENTER OF TRUCK TO EACH SIDE. WEIGHTS MUST BE A MINIMUM OF 10" OFF THE GROUND. THERE NEEDS TO BE A METAL TAB WELDED ON BOTH THE FRONT REAR AND REAR REAR AT CENTER POINT TO HOOK A TAPE FOR MEASUREING.
15. PERMITTED EQUIPMENT IS AS FOLLOWS.
 - A. CUBIC INCH LIMIT OF 510"
 - B. NO ALUMINUM ENGINE BLOCKS, SUPERCHARGERS, TURBOCHARGERS, OR INJECTION SYSTEMS ALLOWED. NO SHEET METAL OR TUNNELRAM INTAKES.
 - C. OPEN HEADERS, UNDER CHASSIS OR UP THROUGH HOOD ALLOWED. WHEN HEADERS DISCHARGE DOWN, THEY MUST GO OUT TO THE BACK, NOT DOWN.
 - D. ENGINES MUST BE NATURALLY ASPIRATED WITH ONE FOUR BARREL CARBURETOR ONLY (**NO DOMINATORS OR PREDATORS**).
 - E. FUEL MUST BE GASOLINE ONLY: NO ALCOHOL, DIESEL FUEL, OR NITROUS OXIDE. ALLOWED. NO NOS COMPONENTS ALLOWED ON TRUCK – THIS INCLUDES BOTTLE, LINES PLATES, SOLENOIDS, ETC.
 - F. **NO DIGITAL OR PROGRAMMABLE BOXES ALLOWED**
 - G. **NO TRACTION CONTROL ALLOWED.**
 - H. NO AFTERMARKET FUEL CELLS IN CAB OF TRUCK OR BETWEEN FRAME RAILS.
16. ALL COMPETING VEHICLES MUST HAVE A TOW OFF HOK ON THE FRONT OF THE VEHICLE. HOOK MAY BE A DROP "D" STYLE OR A SOLID RING WELDED TO THE FRONT OF THE WIRGHT BAR. RING MUST HAVE AT LEAST A 3" OPENING BUT NO LARGER THAN 4". RING MUST BE ROUNDED WITH NO SHARP EDGES ON THE OUTSIDE. IF RING IS WELDED SOLID TO THE WEIGHT BAR IT CAN EXTEND BEYOND THE 60 INCH LIMIT FRONT WEIGHT RULE.
17. ALL 4X4 TRUCKS WILL BE REGISTERED WITH ITTP FOR ONE CLASS ONLY. TRUCKS CAN PULL IN 6600 LB. CLASS IF THERE IS NO CLASS PULLING ON THAT NIGHT. ALLOWING 6500 LB. TRUCKS TO PULL WITH 6600 LB TRUCKS AT COUNTY FAIR IS UP TO FAIR OFFICIALS.
18. ALL TRUCKS WILL BE INSPECTED BY A TECH OFFICIAL BEFORE TRUCK IS ALLOWED TO PULL.
19. DRIVERS MUST HAVE VALID OPERATORS LICENSE. A QUALIFIED DRIVER IS TO BE IN THE TRUCK AT ALL TIMES WHEN THE ENGINE IS RUNNING.
20. TRUCKS MUST BE OPERATED IN A SAFE MANNER AT ALL TIMES. ALL PERSONAL BODY PARTS MUST STAY INSIDE THE CAB WHILE YOU ARE PULLING. NO RIDERS IN OR ON THE TRUCK AT ANYTIME. NO STUFFED ANIMUALS OR DECORATIVE ITEMS INSIDE THE CAB. NO TINTED GLASS IN DOORS.

6500 PRO STREET 4X4 TRUCKS CON'T

21. ANY INTERFERENCE FROM TRUCK DRIVERS, CREW, AND/OR FAMILY MEMBERS ANYWHERE ON GROUNDS WILL BE GROUNDS FOR DISQUALIFICATION. NO ALCOHOL ALLOWED. ANYONE CAUGHT DRINKING IS SUBJECT TO DISQUALIFICATION FOR THAT PULL AND THE NEXT.
 22. OFFICIALS HAVE THE RIGHT TO INSPECT VEHICLE ANYTIME. ALL OFFICIAL(S) DECISIONS FINAL.
 23. ALL PULLERS MUST BE SIGNED UP 30 MINUTES BEFORE PULL STARTS.
- PULLING YEARS 2012-2014 RULES

6600 LB. MODIFIED 4X4 TRUCK

1. ALL TRUCKS MUST BE EQUIPPED WITH THE FOLLOWING SAFETY FEATURES.
 - A. FIRE EXTINGUISHER THAT MUST BE ACCESSIBLE FROM THE DRIVER'S SEAT.
 - B. SEATBELT AND SHOULDER HARNESS REQUIRED TO BE WORN WHILE PULLING.
 - C. IGNITION KILL SWITCH (MUST ALSO KILL ELECTRIC FUEL PUMP). MUST BE MOUNTED IN CENTER OF TRUCK/TAILGATE, AND AT LEAST 30" OFF THE GROUND.
 - D. UNIVERSAL JOINT SHIELDS ON ALL DRIVESHAFT U-JOINTS BE AT LEAST 4" WIDE AND MADE OF AT LEAST 3/16 STEEL OR 1/4" ALUMINUM – 360 DEGREES AROUND THE U-JOINT AND CENTERED OVER U-JOINT.
 - E. DRIVESHAFT LOOPS MADE OF AT LEAST 1" WIDE METAL OR RIGID 1/2" ROD ON ALL DRIVESHAFTS OVER 30" LONG INCLUDING THOSE EQUIPPED WITH CARRIER BEARINGS.
 - F. BLOWPROOF BELLHOUSINGS REQUIRED ON STANDARD TRANSMISSIONS.
 - G. STEEL FLYWHEEL OR ENGINE PROTECTING PLATE WITH 3/8" BOLTS EVENLY SPACED WITH ALL BOLTS ON BOTTOM AND AT LEAST 2 BOLTS ON TOP HALF. NO CAST IRON FLYWHEELS.
 - H. SAFETY BLANKETS AND/OR SFI SHIELDS MUST COVER ENTIRE AUTOMATIC TRANSMISSION AND CONVERTER.
 - I. ENGINE BLOW SHIELDS FROM TOP OF FRAME RAILS TO THE BOTTOM OF HEADER FLANGES REQUIRED AND MUST BE MADE OF AT LEAST 1/8 METAL. FRAME RAILS ACCEPTABLE AS BLOW SHIELDS.
 - J. MUST HAVE A BACK-UP (REVERSE) LIGHT MOUNTED WITHIN 6" OF THE KILL SWITCH. THE TRANSMISSION OR REVERSE SHIFTER LINKAGE MUST ACTIVATE THE REVERSE LIGHT – DRIVER OPERATED TOGGLE SWITCH IS NOT ALLOWED. A BACK-UP ALARM IS OPTIONAL.
2. ALL TRUCKS MUST HAVE STOCK SHEET METAL ON EXTERIOR OF TRUCK. LEXAN WINDOWS ARE ALLOWED. A 5" MAXIMUM SPACING, FROM FARTHER MOST POINT, AROUND ALL SPEED EQUIPMENT IS REQUIRED (BLOWERS, BUG CATCHERS, ETC). ALL HOLES GOING THROUGH CAB TO ENGINE COMPARTMENT AND THROUGH CAB FLOOR MUST BE CLOSED OFF TO WITHIN 1/2".
3. TRUCK BEDS MUST HAVE FULL FLOOR OR A CANVAS COVER SECURELY FASTENED OVER TOP. IF NO TAILGATE IS USED, THE COVER MUST CONTINUE DOWN TO COVER THAT AREA.
4. ALL TRUCKS MUST BE EQUIPPED WITH D.O.T. TIRES, WITH 16.5" MAXIMUM WIDTH. CUTTING AND GROOVING OF TIRES IS PERMITTED.
5. NON-SHIFTABLE QUICK CHANGE TRANSMISSIONS ARE ALLOWED. QUICK CHANGE TRANSFER CASES ARE ALLOWED. NO PLANETARY TYPE REAR ENDS ALLOWED.
6. ALL HITCHES MUST BE SAFE, SECURE, RIGID IN ALL DIRECTIONS, AND **MUST NOT EXCEED 26" IN HEIGHT**. HITCH OPENING MUST BE AT LEAST 3" IN DIAMETER. NO HYDRAULIC HITCHES ALLOWED. MINIMUM HITCH LENGTH FROM CENTER OF REAR AXLE BACK MUST BE AT LEAST 36% OF WHEELBASE. HITCH MUST BE HORIZONTAL – NOT VERTICAL.
7. FRONT END WEIGHTS ARE PERMITTED BUT NOT TO EXCEED MORE THAN 60" FROM CENTER OF FRONT REAR TO FARTHER MOST POINT FORWARD OF WEIGHT OR WEIGHT BRACKET. MAXIMUM WIDTH TO WEIGHTS OR WEIGHT BRACKET CAN BE 80" OR 40" FROM CENTER OF TRUCK TO EACH SIDE. WEIGHTS MUST BE A MINIMUM OF 10" OFF THE GROUND. THERE NEEDS TO BE A METAL TAB WELDED ON FRONT REAR AT CENTER POINT TO HOOK A TAPE FOR MEASURING.
8. SOLID REAR END SUSPENSION IS ALLOWED AS LONG AS WELDS AND FRAMING IS SAFE, STRONG AND SECURE. THERE NEEDS TO BE A METAL TAB WELDED ON BOTH THE FRONT REAR AND REAR REAR AT CENTER POINT TO HOOK A TAPE FOR MEASURING.
9. MOVING OF REARS FORWARD OR BACKWARD IS PERMITTED AS LONG AS CENTER OF AXLES STAYS WITHIN 6" OF CENTER LINE OF WHEEL WELLS. NO TRUCK BOD ALTERATIONS TO WHEEL WELL ARE PERMITTED EXCEPT FRONT FENDER CAN BE TRIMMED TO ALLOW TIRE CLEARANCE WHEN TURNING.

6600 LB. MODIFIED 4X4 TRUCK – CON'T

10. PERMITTED EQUIPMENT IS AS FOLLOWS.
 - A. CUBIC INCH LIMIT OF 605"
 - B. NO ALUMINUM ENGINE BLOCKS.
 - C. OPEN HEADERS UNDER CHASSIS OR UP THROUGH HOOD. (WHEN HEADERS ARE DISCHARGED DOWN THEY NEED TO GO OUT TO THE BACK, NOT DOWN.
 - D. TUNNEL RAMS WITH SINGLE OR TWIN CARBURETORS.
 - E. SUPERCHARGERS – GASOLINE CARBURETED ONLY (CANNOT BE USED WITH INJECTION SYSTEMS, NOS OR ALCOHOL). MUST HAVE SAFETY STRAPS AND SHIELDS THAT COVER ENTIRE WIDTH OF BLOWER BELT.
 - F. TURBO CHARGERS – CARBURETED ONLY (CANNOT BE USED WITH INJECTION SYSTEMS OR NOS).
 - G. INJECTION SYSTEMS MAY BE GASOLINE OR ALCOHOL ONLY. (NATURALLY ASPIRATED ONLY). NO SUPERCHARGERS, TURBOCHARGERS OR NOS ETC. ALLOWED WHEN RUNNING INJECTION SYSTEMS.
 - H. NITROUS OXIDE SYSTEMS ARE RESTRICTED TO CARBURETED ONLY (CANNOT BE USED WITH SUPER OR TURBOCHARGERS OR INJECTION SYSTEMS). NITROUS BOTTLES MUST BE SECURELY MOUNTED IN THE BED OF THE TRUCK.
 - I. NITROUS OXIDE SYSTEMS ARE RESTRICTED TO CARBURETOR PLATE STYLE AND LIMITED TO ONLY ONE PLATE UNDER EACH CARBURETOR. NO FOGGER SYSTEMS ALLOWED WITH NOS. NO FUEL AND/OR NOS RODS IN THE INTAKE.
 - J. FUELS ALLOWED ARE GASOLINE AND ALCOHOL.
 - K. **NO DIGITAL OR PROGRAMMABLE BOXES ALLOWED.**
 - L. **NO TRACTION CONTROL ALLOWED.**
 - M. **NO SHIFTING OF ANY TRANSMISSION, STRAIGHT STICK OR AUTOMATIC, WHILE PULLING.**
 - N. NO AFTERMARKET FUEL CELLS IN CAB OF TRUCK OR BETWEEN FRAME RAILS.
 - O. ALCOHOL MOTORS MUST BE CARBURETED ONLY. NO TURBOCHARGERS.
 - P. ALL VEHICLES MUST HAVE STOCK PICKUP MANUFACTURERS FRAME FROM FRONT OF FRONT SPRING TO REAR OF TRUCK (NO TUBE FRAMES OR FRAME RAILS ALLOWED). TRIMMING OF REAR END OF FRAME IS ALLOWED.
 - Q. MUST HAVE SFI DAMPER OR SHIELD AROUND DAMPER.
11. MOVING OF ENGINE FORWARD IS PERMITTED AS LONG AS REAR OF ENGINE BLOCK DOES NOT MOVE FORWARD PAOST CENTER LINE OF FRONT AXLE.
12. RADIATORS MAY BE MOUNTED IN THE BED AREA OF THE VEHICLE, AND MAY BE OTHER THAN OEM. ALL TRUCKS MUST HAVE CATCH CONTAINERS FOR EXCESS WATER AND/OR ANTIFREEZE THAT MAY DISCHARGE OUT OF THE VEHICLE.
13. TRUCKS MUST HAVE WORKING FRONT BRAKES ON WHEELS.
14. ALL COMPETING VEHICLES MUST HAVE A TOW OFF HOOK ON THE FRONT OF THE VEHICLE. HOOK MAY BE A DROP "D" STYLE OR A SOLID RING WELDED TO THE FRONT OF THE WEIGHT BAR. RING MUST HAVE AT LEAST A 3" OPENING BUT NO LARGER THAN 4". RING MUST BE ROUNDED WITH NO SHARP EDGES ON THE OUTSIDE. IF RING IS WELDED SOLID TO THE WEIGHT BAR, IT CAN EXTEND BEYOND THE 60 INCH LIMIT FRONT WEIGHT RULE.
15. ALL DRIVERS MUST WEAR A HELMET AND SFI APPROVED FIRE SUITS.
16. ALL TRUCKS MUST BE INSPECTED BY A TECH OFFICIAL BEFORE TRUCK IS ALLOWED TO PULL.
17. LOSS OF BALLAST, PARTS, OR EXCESSIVE FLUIDS EXCEPT DUE TO BREAKAGE WILL RESULT IN DISQUALIFICATION, UNLESS DONE AFTER FORWARD MOMENTUM HAS BEEN COMPLETED.
18. ALL 4X4 TRUCKS WILL BE REGISTERED WITH ITTP FOR ONE CLASS ONLY AND MUST PULL IN THAT CLASS ONLY.
19. DRIVER MUST HAVE A VALID OPERATORS LICENSE. A QUALIFIED DRIVER IS TO BE IN THE TRUCK AT ALL TIMES WHEN ENGINE IS RUNNING.
20. TRUCKS MUST BE OPERATED IN A SAFE MANNER AT ALL TIMES. ALL PERSONAL BODY PARTS MUST STAY INSIDE THE CAB WHILE YOU ARE PULLING. NO RIDERS IN OR ON THE TRUCK AT ANYTIME. NO STUFFED ANIMALS OR DECORATIVE ITEMS INSIDE CAB. NO TINTED GLASS IN DOORS.

PULLING YEARS 2012-2014 RULES

4500 LB. SMALL BLOCK 4X4 TRUCK

1. BODY/CHASSIS:
 - A. MAXIMUM WHEELBASE OF 135"
 - B. VEHICLES MUST HAVE CLOSED DOORS, UNLESS EQUIPPED FROM FACTORY WITH FABRIC TOP.
 - C. HALF CABS MUST HAVE CLOSED DOORS.
 - D. VEHICLE MUST HAVE STOCK APPEARING HOOD AND FRONT FENDERS.
 - E. BEDS AND REAR FENDERS ARE REQUIRED.
 - F. ENGINE COMPARTMENT MUST BE CLOSE TO FACTORY SPECIFICATIONS OR ENGINE SIDE SHIELDS ARE REQUIRED. REAR OF ENGINE BLOCK CAN BE NO FAR FURTHER THAN THE CENTER OF THE FRONT REAR AND ENGINE MUST BE BEHIND THE FACTORY GRILL LOCATION.
 - G. NO WEIGHTS CAN EXTEND FORWARD MORE THAN 60" FROM CENTER OF FRONT AXLE. ALL WEIGHT FRAMES AND WEIGHTS MUST BE STATIONARY AND SAFELY SECURED TO THE VEHICLE.
 - H. HOOD SCOOPS ALLOWED.
 - I. FUEL TANK MUST BE LOCATED OUTSIDE OF CAB.
 - J. WORKING FRONT BRAKES ARE MANDATORY.
 - K. TIRE STAGGER – NO MORE THAN 1/2 WIDTH OF TIRE - FRONT TO REAR.
2. TRANSMISSION AND DRIVE LINES.
 - A. CLUTCH/MANUAL TRANSMISSIONS MUST HAVE A SEMA APPROVED BELLHOUSING.
 - B. ALL UNIVERSAL JOINTS COVERED WITH 6" WIDE, 5/16" STEEL OR 3/8" ALUMINUM.
 - C. ALL DRIVE SHAFTS MUST HAVE A MIDPOINT SAFETY LOOP.
 - D. TORQUE CONVERTERS AND AUTOMATIC TRANSMISSIONS MUST BE EQUIPPED WITH AN SFI APPROVED SAFETY SHIELD OR BLANKET. AUTOMATIC TRANSMISSIONS MUST HAVE A FLYWHEEL, SAFETY SHIELD AND A POSITIVE REVERSE GEAR LOCKOUT. **TRANSMISSION MUST HAVE A WORKING NEUTRAL SAFETY START SWITCH.**
 - E. **NO SHIFTING OF ANY TRANSMISSION, STRAIGHT STICK OR AUTOMATIC, WHILE PULLING.**
3. ENGINE:
 - A. ONE FOUR BARREL CARBURETOR – NATURALLY ASPIRATED - **4150 OR 4500 STYLE CARBURETOR ALLOWED. NO PREDATOR OR EXOTIC CARBURETORS ALLOWED. GAS OR ALCOHOL ONLY ALLOWED.**
 - B. NO FUEL INJECTION, BLOWERS, TURBO CHARGERS, OR NITROUS OXIDE ALLOWED.
 - C. SMALL BLOCK ENGINE – 410 CUBIC INCH LIMIT – NO ALUMINUM BLOCKS OR HEADS.
 - D. PULLING VEHICLES MUST BE EQUIPPED WITH A DEADMAN THROTTLE. THROTTLES WORKING IN A FORWARD-BACKWARD DIRECTION SHALL BE CLOSED IN THE REAR MOST POSITION. NO HYDRAULIC THROTTLE LINKAGE ALLOWED. LINKAGE MUST BE POSITIVE TWO WAY MECHANICAL LINKAGE.
 - E. A BOLT IN THE CRANKSHAFT IS REQUIRED TO HOLD THE DAMPENER PULLEY. PULLEY TO BE SHIELDED 360 DEGREES-SFI DAMPERS EXEMPTED FROM SHIELDING.
 - F. ENGINE FANS MUST BE COMPLETELY SHROUDED WITH STEEL 1/16" OR THICKER – ELECTRIC FANS EXCLUDED.
 - G. THE FORMULA FOR CALCULATION THE CU.IN. DISPLACEMENT OF ANY PISTON ENGINE IS:
$$\text{BORE} \times \text{BORE} \times \text{STROKE} \times .7854 \times \text{NUMBER OF CYLINDERS}.$$
 - H. ALL EXHAUST SYSTEMS MUST DISCHARGE VERTICALLY – VERTICALLY IS DEFINED AS BEING WITHIN 10 DEGREES (ANY DIRECTION) OF "BEING PLUMB".
 - I. HEIGHT SHALL BE A MINIMUM OF 12" ABOVE THE BEND IN THE PIPE WHICH DISCHARGES VERTICALLY, MEASURED FROM THE TOP OF THE PIPE TO THE BOTTOM OF THE BEND.
 - J. EXHAUST PIPES MUST BE SECURELY ATTACHED.
 - K. RAIN CAPS AND MEGAPHONE PIPES NOT PERMITTED.
 - L. VENTURI-TYPE HEADERS ACCEPTABLE.

4500 LB. SMALL BLOCK 4X4 TRUCK – CON'T

4. KILL SWITCH.
 - A. FOR SPARK IGNITION ENGINES THE KILL SWITCH MUST BREAK OR GROUND THE IGNITION CIRCUIT AND MUST BREAK ELECTRIC POWER TO AN ELECTRIC FUEL PUMP(S) IF SO EQUIPPED.
 - B. KILL SWITCH MUST HAVE A MINIMUM 2" DIAMETER SOLID RING, WITH MINIMUM 1/8" CROSS SECTION THICKNESS, ATTACHED TO IT. THE CABLE FROM THE SLED MUST BE ABLE TO BE ATTACHED TO THIS RING.
 - C. KILL SWITCH MUST BE MOUNTED INDEPENDENTLY OF DRAWBAR AND/OR WHEELIE BARS.
 - D. LOCATION OF KILL SWITCH: IN REAR CENTER OF VEHICLE, 24" ABOVE AND WITHIN 6" OFF CENTER OF POINT OF HOOK.
5. HITCH.
 - A. HITCH MUST BE RIGID IN ALL DIRECTIONS, AND PARALLEL TO THE GROUND.
 - B. MINIMUM HITCH LENGTH IS 36" FROM CENTER OF THE REAR AXLE. **MEASUREMENT TAKEN FROM CENTER OF AXLE TUBE TO HOOK POINT.**
 - C. **HITCH POINT TO BE 3" WIDE & 3.5" LONG,** 1" THICK AT ANY POINT. HITCH MUST BE HORIZONTAL – NOT VERTICAL.
 - D. HITCH PIVOT OR ATTACHMENT POINT CANNOT BE ANY FURTHER FORWARD THAN THE CENTER OF THE REAR AXLE.
 - E. **HITCH HEIGHT TO BE 20" ABOVE THE GROUND.**
6. TIRES
 - A. TIRE SIZE LIMIT OF 31" X 15.5" X 15".
 - B. BARRED TIRES ALLOWED.
7. SAFETY.
 - A. FLOOR & FIREWALL AREA MUST BE COMPLETELY COVERED WITH METAL. NO HOLES LARGER THAN 1" ALLOWED.
 - B. DRIVER MUST WEAR SHIRT, SHOES, AND LONG PANTS.
 - C. HELMETS AND FIRE SUITS ARE REQUIRED.

THE WHOLE CLASS WILL HAVE THEIR ENGINES PUMPED A MINIMUM OF ONCE A YEAR AT AN UNKNOWN TIME AND PLACE.

NOTE: ALL PULLERS MUST BE REGISTERED 30 MINUTES BEFORE PULL STARTS.

PULLING RULES 2012-2014

2.6 DIESEL 4X4

The Street Diesel (SD) class is designed for full-bodied, four wheel drive pickup trucks on the ragged edge of street-ability.

Designations: 2.6 SD

Weight: 8000 lbs. Maximum, with driver.

REGULATIONS

Air Shutoff: Air shutoff required. The air shutoff cable must activate the air shutoff to the engine. The air shutoff cable must be a positive-type enclosed cable. The shutoff cable must have a minimum 2" diameter solid ring, with minimum 1/8" cross section thickness, attached to it. Air shut off must also be able to be operated manually (By the operator from the seat of the truck).

Ballast: Ballast is permitted. Hanging weights may not extend more than 60 inches from the centerline of the front axle.

Batteries: The batteries must be securely mounted. They may not be located in the driver compartment or forward of the radiator core support.

Body: The body must be an OEM truck body, including the full bed floor. The body must retain full sheet metal. Metal aftermarket hoods are permitted. Fiberglass is prohibited. The hood must be closed and securely latched while the vehicle is hooked to the sled. The complete OEM firewall and complete OEM floor pan is mandatory. No aftermarket fiberglass body panels allowed.

Brakes: Four-wheel hydraulic brakes are mandatory.

Chassis: The OEM chassis is mandatory. The engine must be in the OEM location for the body used. The vehicle must retain the full OEM chassis. Wheel tubs, back-half conversions, tube chassis, etc., are prohibited.

Cooling System: Radiators must be in the vicinity of the stock location and be of at least stock size.

Credentials: All drivers must have a valid state driver's license.

Driveline: An OEM transmission and transfer case is mandatory. They must have been an option on a one-ton or smaller pickup.

Driver Restraint System: At least the OEM restraint system is mandatory and must be worn.

Driveshaft Loops: Universal joint shields on all driveshaft U-Joints must be at least 4" wide and made of at least 3/16 steel or 1/4" aluminum – 360 degrees around the U-Joint and centered over U-Joint. Driveshaft loops made of at least 1" wide metal or rigid 1/2" rod are required on all drive shafts over 30" long including those equipped with carrier bearings

2.6 DIESEL 4X4 CON'T

Engine: The engine block must have been available as a factory option on a one-ton or smaller pickup truck. Blocks must circulate coolant freely. Water pumps may be stock style or electric. The use of concrete or other block fillers is prohibited. All factory belt-driven accessories, excluding the air conditioning compressor, must be retained and powered via the crankshaft by a standard serpentine or "V" belt. Electric fans are permitted. Aftermarket radiator assemblies are permitted, but must be securely mounted in the same general OEM area.

Exhaust: All vehicles must be equipped to direct exhaust upward. The exhaust must exit rearward of the driver's compartment. Stacks exiting through the hood or fender-well are prohibited. Two 5/16 inch diameter bolts minimum grade 5 must be installed through the exhaust pipe in a cross pattern within one inch of each other as close to the turbo as possible and two 3/8 inch diameter bolts in the vertical pipe.

Fire Extinguisher System: A fire extinguisher system is permitted and highly recommended. It must be securely mounted.

Fuel: The fuel must be pump #1/#2 diesel only. Soy/Bio-diesel fuel is permitted. NITROUS OXIDE is prohibited along with other oxygen extenders and the use of PROPANE is also prohibited. All system components MUST be removed from the truck.

Fuel Injection Pump: The fuel injection pump is limited to a stock-appearing, OEM engine make-specific pump only. Dual high-pressure common-rail fuel pumps or HPOPs are permitted.

Harmonic Balancer: Harmonic balancer must be shielded to be contained within vehicle. A shield across the frame under the front of the engine shielding the damper and engine fan area is required.

Hitch: The hitch must be a receiver-style hitch: reinforcements are permitted. Reinforcements must not extend forward of the centerline of the rear axle. Trick hitches are prohibited. The hooking point must be the rear-most point on the vehicle. And must be rearward of the stock location of the tailgate. The hitch must be horizontal to the ground and stationary in all directions. Bumpers may be notched or removed. The hitch's height from the ground may not exceed 22 inches. No 2WD trucks allowed in this class. The hooking point must have a minimum 3.750-inch inside diameter opening for the sled hook. The hooking point will be measured to the center of the clevis hoop.

Interior: A complete interior, including dashboard, door panels, headliner, etc., is mandatory. Two front seats are mandatory. Aftermarket seats are permitted; they must be fully upholstered. All factory controls (lights, signals, horn, windows, wipers, etc.) must be retained and be operative. The use of hand-throttle controls are prohibited.

Rear End: The rear end must have been an option on a one-ton or smaller pick up. Rear axle bolts must be covered by a cap or shield.

Steering: The vehicle must retain the full, original OEM steering gear. The vehicle must retain the original OEM power steering assistance, if it was so equipped. Additional stabilizers are permitted. Non-OEM power assist methods are prohibited.

2.6 DIESEL 4X4

Street Equipment: Complete headlight and taillight assemblies (all) are mandatory and must be operative. Complete OEM windshield and windows are mandatory. Windows must be operative per factory specifications; that is, they must open and close via OEM electrical or mechanical means. All window tint must be Factory tint only.

Suspension, Front: The factory suspension configuration must be retained. The upper mounting point for strut assemblies must be in the factory location. Adjustable caster/camber pillow ball mounts are permitted. The lower control arm may be strengthened provided factory-mounting points to chassis are maintained. The lower mounting point for the strut assembly may be modified for improved caster or camber.

Strut tower braces, lower tie bars, sway bars, and limit straps are permitted. Traction bars and devices are permitted. The final decision rests with the Interstate Technical Department.

Suspension, Rear: An OEM-style suspension is mandatory. Traction bars and devices are permitted; they must be bolt on only; welds are permitted for attachment to frame or axle housing. Control arms may be strengthened or replaced, provided all original mounting points are retained. Strut tower braces, lower tie bars, sway bars, limit straps, and camber kits are permitted. The rear suspension may be bolted solid to eliminate travel. All rear suspensions must use at least one working shock absorber per wheel.

Tires: The tires must be DOT street tires. Cut tires are prohibited.

Tow Vehicles: Tow vehicles are prohibited.

Transfer Case: Non-OEM transfer cases are prohibited. It must have been an option on a one-ton or smaller pick up truck.

Transmission, Automatic: Non-OEM transmissions are prohibited. Aftermarket torque converters, valve bodies and internal components are permitted. Transmission brakes are prohibited. Any non-OEM floor-mounted automatic transmission shifter must be equipped with a spring-loaded positive reverse lockout device to prevent the shifter from accidentally being put into reverse gear. A functional neutral safety switch is mandatory. All transmission lines must be metallic or high-pressure-type hose. All vehicles using an automatic transmission must be equipped with a transmission shield meeting SFI Spec 4.1 and must be labeled accordingly. A blanket-type shield is permitted; it must be appropriately labeled as meeting SFI Spec 4.1 and it must extend from the rear of the block to the front of tail housing with a minimum six-inch overlap where it is fastened. All non-blanket-type shields must incorporate two (or one, per manufacturers instructions) $\frac{3}{4}$ inch by $\frac{1}{8}$ inch straps that bolt to the shield on each side and pass under the transmission pan unless the transmission pan is labeled as meeting SFI Spec 4.1. All vehicles with engines using an automatic transmission must be equipped with a flex plate meeting SFI Spec 29.1 and be covered by a flex plate shield meeting SFI Spec. 30.1.

2.6 DIESEL 4X4 CON'T

Transmission, Manual: Non-OEM transmissions are prohibited. Aftermarket internal components are permitted. A clutch meeting minimum SFI Spec 1.1 or 1.2 is mandatory on all vehicles. All Manual transmissions must be clutch assisted. Sequential shifters are prohibited. All vehicles with engines equipped with a manual transmission must have a flywheel shield labeled as meeting minimum SFI Spec. 6.3 or greater. Applications for which an SFI Spec flywheel shield is not available may use a properly attached SFI 4.1 or 4.2 blanket that completely covers the bell housing; it must be attached to the block and extend rearward to the transmission with a minimum six inch overlap where it is fastened. A functional neutral safety switch is mandatory.

2.6 Turbocharger: The vehicle is limited to a single turbocharger; the inducer bore on the compressor housing may be 2.6". The inlet will be measured using a 2.65-inch plug or internal calipers. Bushing from any larger turbo size down to a 2.6 turbo is PROHIBITED. A stock map width enhancement (MWE) groove is allowed. No MWE groove will be allowed that has a width greater than 1/4 inch. All provisions allowing air to the wheel other than via the bore and the MWE groove are prohibited. Factory twin turbo vehicles not allowed.

Water Injection: Water injection is prohibited. All system components must be removed from the truck.

Wheelbase: The vehicle must retain the original unaltered factory wheelbase and track width. Front dual-wheel spacers may be used only with accompanying positive-offset dually style wheels. Maximum width is 102".

2012-2014 HOT STREET STOCK SEMIS INTERSTATE PULLERS

This class is for STREET LEGAL and STREET LICENSED semi trucks - Not Pure Stock.

LEGALITY OF ENTRY

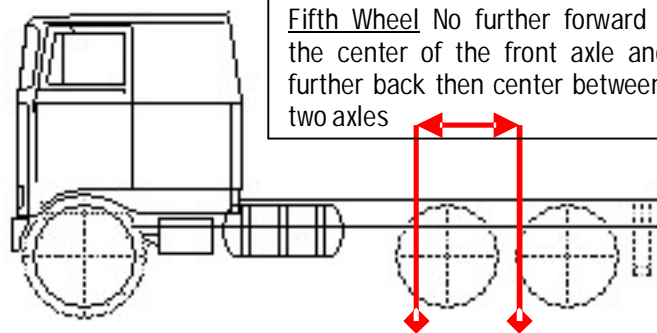
All entries must be a Street Licensed Semi Truck. The owner must furnish a current registration card for the vehicle at the time of registration and the driver must have a valid CDL license. Truck must be capable of pulling a trailer on the highway. All trucks must be members of Interstate Pullers to be eligible for points.

SAFETY CONSIDERATIONS

No riders, pets, or objects of any kind are permitted in truck during pull attempt or in staging area. Driver may not leave the driver's seat while vehicle is on the pulling track. Driver will take all direction from the flagman on the track. Driver must use a seatbelt and shoulder harness when hooked to the sled. All drivers must remain in seat while trucks are started.

HITCHES

Hitch height will be Max. 22" at all pulls. Hitch must work from the fifth wheel with the fifth wheel centered between center line of front axle to the center between the two axles. Hitches will be measured at the hook of sled and at the unhook of the sled. Hitches MUST meet safety requirements. Trucks pulling must have their own hitches unless arrangements are made prior to the pull. Promoter is not responsible for having hitches. Hitches will have to have at least a 1/2" chain welded to the back of the hitch to hang to the ground must measure 22"



(must be able to add and take off links) same as hitch height.

AIR BAGS

The use of air bags is permitted. However no air may be added to or removed from the air bags while the truck is hooked to the weight transfer machine, anyone caught will be disqualified. The height of the hitch must remain the same from start to finish. Any change in the hitch height will be cause for disqualification. Anyone caught dumping air will be automatically disqualified. No modifications of airlines or dump valves will be permitted, stock only. A 1/2" chain must be welded to back of hitch to hang to ground 22" and must be able to add and remove links.

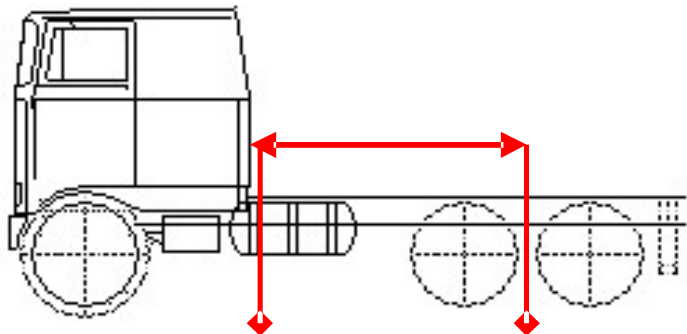
WEIGHT OF TRUCK (22,000 LB. MAXIMUM)

The truck shall appear 'road ready'. No added weight or ballast is permitted. Special trucks, such as oil field trucks that carry additional weight that is not normally found on a 'road ready' truck are not permitted in this class. The promoter may weigh any truck at any time. Trucks with triple (3) rear axles are not permitted to participate in this class.

SPECIAL RULES

Chaining or blocking of drive axles is not permitted. No more than 2 turbos on any make of engine. Water Injection in any form is not permitted. No ether, alcohol, nitrous or other combustible (propellant) liquid or combustible material may be injected into the turbocharger or any part of the air intake system. Alterations/Modification/Replacement of the (OEM) original factory fuel pump is not permitted. No pump may be modified with Sigma parts. A Cummins engine must have a Cummins fuel pump-A Detroit must have a Detroit fuel pump – A Cat must have a Cat fuel pump. Normal pump diesel is the only fuel permitted in this class. Electronic engines must remain electronic. No mechanical fuel pumps permitted on electronic engines. Clutch must be standard from manufacturer.

1. There must be 46" from the center of the tandems to the center of the first obstruction forward such as the back of the truck cab, toolbox, wet line box, etc.
2. Tandem axle spacing must be between 60" and 52"



Must have a minimum of 46" from center of tandems to first structural obstruction such as the bunk, toolbox, cab, etc. This is the minimum swing clearance needed to pull a trailer.

8050 LB. STREET DIESEL 4X4 TRUCK **GUIDELINES FOR NON-INTERSTATE CLASS**

1. ALL TRUCKS COMPETING IN THIS CLASS MUST:
 - A. BE STOCK IN APPEARANCE – FLOOR IN BED MUST BE SOLID.
 - B. BE POWERED BY A DIESEL ENGINE – DIESEL FUEL ONLY.
 - C. HAVE STATE REGISTRATION IDENTIFICATION FOR HIGHWAY USE.
 - D. BE LICENSED FOR HIGHWAY USE IN THAT STATE.
 - E. **HAVE CORRECT LICENSE PLATE ATTACHED TO THE VEHICLE.**
 - F. THE REGISTRATION IDENTIFICATION AND LICENSE PLATE MUST MATCH.
 - G. **INSURANCE SLIP IS REQUIRED MATCHING THE VEHICLE AND WILL BE CHECKED.**
 - H. HAVE A WHEELBASE AS MANUFACTURED – NO ALTERATIONS TO WHEELBASE.
2. NO STUDDED TIRES, TIRE CHAINS, OR ANY TIRES NOT SPECIFICALLY INTENDED FOR STREET USE ARE PERMITTED. TIRES MUST CARRY A D.O.T. NUMBER ON THE SIDEWALL. NO CUT OR GROOVING ALLOWED. **MAXIMUM TIRE SIZE IS 12.5 X 35 OR EQUIVALENT METRIC SIZE. DUAL REAR WHEEL TRUCKS LIMITED TO 2.65 TIRE LIMIT.** TIRE SIZE MUST BE MOULDED ON THE TIRE.
3. WEIGHTS ARE PERMITTED ONLY IN THE BED OF THE VEHICLE. WEIGHTS MUST BE SECURED TO PREVENT SLIDING AROUND IN THE BED. NO FRONT WEIGHT BARS ALLOWED.
4. DIESEL ENGINE MUST HAVE BEEN **ORIGINALLY INTENDED FOR THE PICKUP TRUCK BEING PULLED. SINGLE TURBOCHARGER ONLY PERMITTED UNLESS FACTORY EQUIPPED WITH DUAL TURBOCHARGERS. DUAL CHARGERS MUST BE STOCK. AS THEY COME FROM THE FACTORY.** NO NITROUS, PROPANE, OR WATER INJECTION ALLOWED. PROGRAMMERS AND CHIPS ARE ALLOWED.
5. TURBOCHARGERS MUST BE IN ORIGINAL LOCATION. **TURBO SIZE IS LIMITED TO 2.6. BUSHINGS ARE NOT ALLOWED. AIR TO TURBO CANNOT BE DRAWN FROM ANYWHERE ELSE.** ONLY ONE OEM APPEARING INJECTION PUMP ALLOWED.
6. THE VEHICLE AND VEHICLE DRIVELINE BEING USED (INCLUDING THE FRONT AND REAR AXLES, CLUTCH, TRANSMISSION, AND DRIVESHAFT) MUST HAVE BEEN ORIGINALLY PRODUCED FOR DIESEL ENGINE TRUCK USE.
7. THE VEHICLE MUST HAVE A WORKING SUSPENSION, FRONT AND REAR, IS REQUIRED. NO BLOCKED (SOLID) SUPENSIONS ALLOWED. **BOLT ON STOPS ALLOWED BUT THERE MUST BE AT LEAST 1” UP TRAVEL BETWEEN REAR END AND STOP. TRUCK MUST HAVE STOCK FRAME FOR MAKE AND MODEL OF VEHICLE. ONE REAR TRACTION BAR ON EACH SIDE ALLOWED OTHERWISE REAR SETUP MUST BE STOCK.**
8. EXHAUST MAY BE OTHER THAN FACTORY. STACKS ARE ALLOWED. ENGINE AND RADIATOR MUST BE IN THE ORIGINAL LOCATION, AS PRODUCED BY THE MANUFACTURER. ALL ENGINE FANS MUST BE SHROUDED.
9. THE HITCH POINT TO BE A MAXIMUM OF 20 INCHES FROM THE GROUND. THE HITCH POINT MUST BE STATIONARY IN ALL DIRECTIONS. A CLEVIS OR REESE TYPE HITCH WITH A THREE INCH HOLE IS REQUIRED – NO PULLING FROM THE BUMPER. THE HOOK POINT MUST BE FURTHEST POINT TO THE BACK OF THE TRUCK.
10. SNOW PLOW MOUNTING BRACKET(S) ONLY ARE ALLOWED – NO EXTRA PLATES FOR WEIGHT ALLOWED. NO PLOW BLADES.
11. ALL BODY PARTS MUST REMAIN INSIDE THE CAB OF THE TRUCK WHEN COMPETING.
12. TRUCK MUST BE A DAILY DRIVER AND THEREFORE MUST BE DRIVEN TO THE TRACK – **NOT TRAILERED. (NO EXCEPTIONS).**
13. HELMETS ARE RECOMMENDED. SEAT BELTS MUST BE USED.
14. MAXIMUM 3” LIFT ALLOWED.
15. IF PROMOTER OR FLAGMAN DETERMINES YOUR TRUCK IS TOO HOT FOR THE CLASS YOU WILL BE DISQUALIFIED.

NON TURBO TRACTOR RULES

Tractor Frame-Chassis

1. Tractors must be agricultural tractors having chassis, engine, transmission housing, differential housing, transmission, hood and grille of one manufacturer. All tractors must have a wide front end configuration, and OEM cylinder head-No recast, aluminum or overhead cams allowed.
2. Updated sheet metal is allowed.
3. All exhaust must discharge upwards with a minimum pipe length of 18" from the hood line. No rain caps.
4. The frame and weights must not extend any further than 12 feet from center of rear axle to further most point – excluding tow hook. The wheelbase must not exceed 114".
5. Hitch height shall be 20". Hitch length shall be 18: minimum, from center of axle to hook point. Drawbar must be rigid in all directions – No movement allowed while pulling. Drawbar must be within 10 degrees of parallel to the ground. Hitch must be horizontal – Not vertical. All hitch components must be steel – No cast components.
6. Maximum tire size 18.4 x 38 – No radials. Cut tires are allowed.
7. All tractors must have individual working rear wheel brakes.

Engine

1. OEM fuel only – Diesel pump fuel, gasoline, propane – No accelerants. No accelerants or alcohol permitted.
2. No fuel injection allowed for gasoline engines.
3. The use of torque converters and automatic shifts are permitted. All clutch components and flywheels are to be steel or aluminum.
4. Engines to be a maximum of 800 cubic inches.
5. V-8 engines are allowed if the tractor chassis came from the factory with a V-8 installed as OEM parts. The maximum cubic inch for V-8 engines is 650.
6. Single barrel updraft carburetors only. Throttle plate can be no larger than 3-3/16 (3.1875").
7. No four valve heads on any engine.
8. Diesel engines can be converted to gasoline.

Safety Rules

1. Tractors must have working kill switch or air shutoff and dead man throttle. The air shutoff cable must activate the air shutoff to the engine and must be positive-type enclosed cable with a minimum 2" diameter solid ring – 1/8: cross section thickness attached to it. Air shutoff must also be able to be operated manually by the operator from the seat of the tractor. Gasoline and propane powered tractors must have a shutoff switch which shuts off the spark and stops the electric fuel pump.

NON TURBO TRACTOR RULES CONT.

2. Stabilizer bars are required and are to be a minimum of 32: rearward from the center of rear axle. Pads on the bottom of bars to be a minimum of 5 in. sq. and a maximum of 10" off the ground. Outside to outside width to pads to be a minimum of 20". Do not connect hitch to stabilizer bars. Stabilizer bars must support the weight of tractor.
3. Tractors must have a shield that consists of a solid barrier between the driver and any part of the rear tires. The barrier must be able to support the weight of the driver and must extend a minimum of 6" horizontally at the top, and be a minimum of 6" wide at the top.
4. Harmonic balancer must be shielded to contain the balancer within the vehicle.
5. A fire extinguisher is required within reach of driver.
6. Driver must wear a helmet.
7. Fire suits are mandatory. 5 point safety harness is recommended. At a minimum a lap belt must be utilized.
8. Seats must be stationary in all directions – No springs, and have a minimum 6" high back and 4" side rails.
9. Tractors must have clutch/transmission safety blanket and engine shields. Side shield material to be minimum .060" thickness.
10. Roll cages or roll bars are mandatory.
11. Front end skid plates are recommended for 2011 and will be mandatory in 2012.
12. Tire bars from the rear end housing to the frame rails are recommended for 2011 and will be mandatory in 2012.
13. Additional safety rules may be added during the pulling season.
14. Any tractor not complying with the cubic inch limit will be legal to pull through the 2012 season with a legal single barrel updraft carburetor installed.